



## EURATOM SUPPLY AGENCY

The Director General

Luxembourg,  
ARES (2020)

Mr. Klaus-Heiner LEHNE  
President of the European Court of Auditors  
European Court of Auditors  
12 Rue Alcide de Gasperi,  
1615 Luxembourg

**Subject: Final accounts 2019 of the Euratom Supply Agency**


Dear Mr. President,

In accordance with Article 246 of the Financial Regulation and with Article 8 of the Agency's Statutes, I am pleased to send you the final accounts of the Euratom Supply Agency for the financial year 2019, which include the certification letter drawn up by the Agency's Accounting Officer.

The Euratom Supply Agency's accounts are not consolidated in the EU Accounts (ref. OJ. Art.10, C306/201-17.12.2007).

The final accounts were established on 19<sup>th</sup> June 2020 after consultation of the Advisory Committee, whose opinion was delivered on 31<sup>st</sup> May 2020.

Yours sincerely,



Agnieszka KAZMIERCZAK

Enclosures: - Final annual accounts for the year 2019 (including the certification letter)  
- Advisory Committee's opinion

Copies by email: Rimantas Šadžius (ECA), Ioanna Metaxopoulou (ECA), Valeria Rota (ECA), Hans-Christian Monz (ECA), Sevdalina Todorova (ECA), Judita Frangež (ECA), ECA Secretariat functional mailbox [ECA-Agency-Audit@eca.europa.eu](mailto:ECA-Agency-Audit@eca.europa.eu), Stefano Ciccarello (ESA), Stefanos Kardaras (ESA), Aikaterini Vraila (ESA).

Commission européenne, L-2920 Luxembourg. Téléphone: (352) 43 01-1.  
Bureau: EUFO 2393. Téléphone: ligne directe (352) 43 01-34294.  
E-mail: [Agnieszka.KAZMIERCZAK@ec.europa.eu](mailto:Agnieszka.KAZMIERCZAK@ec.europa.eu)



## EURATOM SUPPLY AGENCY

The Director General

Luxembourg,  
ARES (2020)

Mr Jeppe TRANHOLM-  
MIKKELSEN  
Secretary-General of the  
Council of the European Union  
175, rue de la Loi  
B-1048 Bruxelles


**Subject: Final accounts 2019 of the Euratom Supply Agency**

Dear Mr Tranholm-Mikkelsen,

In accordance with Article 246 of the Financial Regulation and with Article 8 of the Agency's Statutes, I am pleased to send you the final accounts of the Euratom Supply Agency for the financial year 2019, which include the certification letter drawn up by the Agency's Accounting Officer.

The final accounts were established on 19<sup>th</sup> June 2020 after consultation of the Advisory Committee, whose opinion was delivered on 31<sup>st</sup> May 2020.

Yours sincerely,



Agnieszka KAZMIERCZAK

Enclosures: - Final annual accounts for the year 2019 (including the certification letter)  
- Advisory Committee's opinion

Copy by email: Branko Horvat, Chairman of the Budgetary Committee of the Council



EURATOM SUPPLY AGENCY

The Director General

Luxembourg,  
ARES (2020)

Mr Klaus WELLE  
Secretary-General of the  
European Parliament  
Plateau du Kirchberg  
2929 Luxembourg

**Subject: Final accounts 2019 of the Euratom Supply Agency**

Dear Mr. Welle,

In accordance with Article 246 of the Financial Regulation and with Article 8 of the Agency's Statutes, I am pleased to send you the final accounts of the Euratom Supply Agency for the financial year 2019, which include the certification letter drawn up by the Agency's Accounting Officer.

The Euratom Supply Agency's accounts are not consolidated in the EU Accounts (ref. OJ. Art.10, C306/201-17.12.2007).

The final accounts were established on 19<sup>th</sup> June 2020 after consultation of the Advisory Committee, whose opinion was delivered on 31<sup>st</sup> May 2020.

Yours sincerely,



Agnieszka KAŻMIERCZAK

Enclosures: - Final annual accounts for the year 2019 (including the certification letter)  
- Advisory Committee's opinion

Copy by email: Monika HOHLMEIER, Chairwoman of the Committee on Budgetary Control

Commission européenne, L-2920 Luxembourg. Téléphone: (352) 43 01-1.  
Bureau: EUFO 2393. Téléphone: ligne directe (352) 43 01-34294.  
E-mail: Agnieszka.KAŻMIERCZAK@ec.europa.eu



## EURATOM SUPPLY AGENCY

The Director General

Luxembourg,  
ARES (2020)

Ms. ALDEA BUSQUETS Maria Rosa  
Deputy Director General of DG  
BUDG. DGA1 and Accounting Officer  
of the Commission  
European Commission  
BRE2 09/364 - 1049 Brussels

**Subject: Final accounts 2019 of the Euratom Supply Agency**

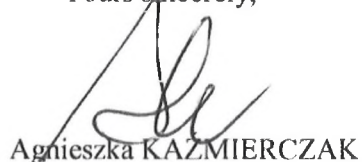
Dear Mrs Aldea Busquets,

In accordance with Article 246 of the Financial Regulation and with Article 8 of the Agency's Statutes, I am pleased to send you the final accounts of the Euratom Supply Agency for the financial year 2019, which include the certification letter drawn up by the Agency's Accounting Officer.

The Euratom Supply Agency's accounts are not consolidated in the EU Accounts (ref. OJ. Art.10, C306/201-17.12.2007).

The final accounts were established on 19<sup>th</sup> June 2020 after consultation of the Advisory Committee, whose opinion was delivered on 31<sup>st</sup> May 2020.

Yours sincerely,



Agnieszka KAZMIERCZAK

Enclosures: - Final annual accounts for the year 2019 (including the certification letter)  
- Advisory Committee's opinion

Copy : Anne Montagnon (MOVE/ENER.SRD), Benoit Morisset (ENER.DG.01), Stefano Ciccarello (ESA), Stefanos Kardaras (ESA), Aikaterini Vraila (ESA), the functional mailbox of DG BUDG ([Budg-C02-Reporting@ec.europa.eu](mailto:Budg-C02-Reporting@ec.europa.eu)).

Commission européenne, L-2920 Luxembourg. Téléphone: (352) 43 01-1.  
Bureau: EUFO 2393. Téléphone: ligne directe (352) 43 01-34294.  
E-mail: Agnieszka KAZMIERCZAK@ec.europa.eu



EURATOM SUPPLY AGENCY

# **ANNUAL ACCOUNTS OF THE EURATOM SUPPLY AGENCY**

**Financial year 2019**

**Status: Final  
Date: 19/6/2020**

**Financial Statements  
Reports on the Implementation of the Budget**



Pursuant to Art. 244 and 245 of the Financial Regulation applicable to the general budget of the European Union<sup>1</sup> (FR) and to Art. 8 (2) of the Agency's Statutes, the provisional accounts and the report on the implementation of the budget have been prepared by the Accounting Officer on 28/2/2020.

The audit of the annual accounts of ESA concerning the financial year 2019 by the European Court of Auditors has taken place from 11 to 13/3/2020.

Pursuant to Art. 8 (3) and (4) of the Agency's Statutes<sup>2</sup>, on receipt of the Court of Auditors' observations on the Agency's Provisional Accounts, the Director General shall draw up the Euratom Supply Agency's (ESA) final accounts under his own responsibility and submit them to the Advisory Committee (AC) of ESA for an opinion.

As the spring AC meeting 2020 was postponed due to the COVID19 pandemic, the opinion of the AC of ESA on the final accounts was delivered by an exceptional written procedure on 31/5/2020.

In accordance with Art. 246 of the FR and Art. 8 (5) of the Agency's Statutes, the Director General shall forward the final accounts, together with the AC's opinion, to the European Parliament, the Council, the Commission and the European Court of Auditors, by 1/7/2020.

The final annual accounts will be published on ESA's website:  
<http://ec.europa.eu/euratom/index.html>.

Aikaterini VRAILA  
Accounting Officer

Luxembourg, 19/6/2020

Agnieszka KAŻMIERCZAK  
Director General

Luxembourg, 19/6/2020

<sup>1</sup> Regulation (EU, Euratom) 2018/1046 of the European Parliament and of the Council of 18/07/2018 on the financial rules applicable to the general budget of the Union.

<sup>2</sup> OJ L41/15 of 18 15/2/2008



## TABLE OF CONTENTS

<b>1. CERTIFICATE</b> .....	<b>5</b>
<b>2. BACKGROUND INFORMATION</b> .....	<b>6</b>
2.1. MANDATE AND CORE ACTIVITIES .....	6
2.2. EXECUTIVE SUMMARY OF THE ANNUAL ACCOUNTS .....	7
<b>3. FINANCIAL STATEMENTS</b> .....	<b>10</b>
3.1. STATEMENT OF FINANCIAL PERFORMANCE .....	10
3.2. BALANCE SHEET .....	11
3.3. CASH FLOW STATEMENT .....	12
3.4. STATEMENT OF CHANGES IN NET ASSETS .....	12
<b>4. NOTES TO THE FINANCIAL STATEMENTS 1/1-31/12/2019</b> .....	<b>13</b>
4.1. APPLICABLE FINANCIAL REGULATION.....	13
4.2. NON-CONSOLIDATION.....	13
4.3. ACCOUNTING PRINCIPLES .....	13
4.4. IT SYSTEMS.....	14
4.5. BASIS OF PREPARATION.....	15
4.5.1. <i>Chart of Accounts</i> .....	15
4.5.2. <i>Transactions and balances</i> .....	15
4.5.3. <i>Fixed assets</i> .....	15
4.5.4. <i>Investments</i> .....	16
4.5.5. <i>Contingent assets and liabilities</i> .....	16
4.5.6. <i>Use of estimates</i> .....	16
4.5.7. <i>Exchange and non-exchange transactions</i> .....	16
4.6. NOTES TO THE STATEMENT OF FINANCIAL PERFORMANCE .....	17
4.6.1. <i>Operating revenue</i> .....	17
4.6.2. <i>Other operating revenue</i> .....	17
4.6.3. <i>Administrative expenses</i> .....	17
4.6.4. <i>Operating expenses</i> .....	20
4.6.5. <i>Financial operations revenue and expenses</i> .....	20
4.7. NOTES TO THE BALANCE SHEET .....	22
4.7.1. <i>Fixed assets</i> .....	22
4.7.2. <i>Investments</i> .....	22
4.7.3. <i>Short term receivables</i> .....	23
4.7.4. <i>Cash and cash equivalents</i> .....	23
4.7.5. <i>Accounts payable</i> .....	23
4.7.6. <i>Capital</i> .....	24
4.7.7. <i>Fair value reserve</i> .....	25
4.7.8. <i>Contingent assets and liabilities, and other disclosures</i> .....	25
4.7.9. <i>Related third parties</i> .....	25
4.7.10. <i>Post balance sheet events</i> .....	25
4.8. FINANCIAL RISK MANAGEMENT .....	27
4.8.1. <i>Financial instruments</i> .....	27
4.8.2. <i>Market risk</i> .....	27
4.8.3. <i>Credit risk</i> .....	28
4.8.4. <i>Liquidity risk</i> .....	29
<b>5. REPORT ON THE IMPLEMENTATION OF THE BUDGET</b> .....	<b>31</b>
5.1. BUDGETARY PRINCIPLES AND STRUCTURE .....	31
5.1.1. <i>Legal basis</i> .....	31



5.1.2.	<i>Budgetary principles</i> .....	32
5.1.3.	<i>Budgetary structure</i> .....	33
5.1.4.	<i>Budgetary procedure</i> .....	34
5.1.5.	<i>Audit by the European Court of Auditors</i> .....	34
5.1.6.	<i>Discharge</i> .....	34
5.2.	<b>BUDGETARY IMPLEMENTATION</b> .....	35
5.2.1.	<b><i>BUDGET IMPLEMENTATION AT A GLANCE</i></b> .....	35
5.2.2.	<i>Adopted Budget</i> .....	35
5.2.3.	<i>Revenues cashed</i> .....	35
5.2.4.	<i>Commitments of the current year - C1</i> .....	36
5.2.5.	<i>Cancellation of appropriations of the current year (C1)</i> .....	37
5.2.6.	<i>Payments of the current year C1</i> .....	37
5.2.7.	<i>Outstanding commitments</i> .....	37
5.2.8.	<i>Appropriations carried over from previous year – C8</i> .....	37
5.3.	<b>BUDGETARY OUTTURN ACCOUNT</b> .....	39
5.3.1.	<i>Budgetary outturn calculation</i> .....	39
5.4.	<b>RECONCILIATION OF ACCRUAL BASED RESULT WITH BUDGET RESULT</b> .....	40
5.5.	<b>BUDGETARY TABLES &amp; FINANCIAL STATEMENTS OF 31/12/2019</b> .....	41





## 1. CERTIFICATE

The annual accounts of **EURATOM SUPPLY AGENCY** for the year **2019** have been prepared in accordance with Title IV Chapter 4 Section 3 and Title XIII of the Financial Regulation applicable to the general budget of the European Union<sup>3</sup>, the accounting rules and methods adopted by the Commission's Accounting Officer and in accordance with the Statutes of the Agency.

I acknowledge my responsibility for the preparation and presentation of the annual accounts of **EURATOM SUPPLY AGENCY** in accordance with Article 77 of the Financial Regulation and Article 8 of the Agency's Statutes<sup>4</sup>.

I have obtained from the Authorising Officer, who certified its reliability, all the information necessary for the production of the accounts that show the **EURATOM SUPPLY AGENCY**'s assets and liabilities and the budgetary implementation.

I hereby certify that based on this information, and on such checks as I deemed necessary to sign off the accounts, I have a reasonable assurance that the accounts present fairly, in all material aspects, the financial position, the results of the operations and the cash-flow of **EURATOM SUPPLY AGENCY**.

A handwritten signature in blue ink, appearing to read 'Aikaterini Vraila', is positioned above the printed name and title.

Aikaterini Vraila  
Accounting Officer

---

<sup>3</sup> Regulation (EU, Euratom) 2018/1046 of the European Parliament and of the Council of 18/07/2018 on the financial rules applicable to the general budget of the Union.

<sup>4</sup> OJ L41/15 of 18.2.2008



## 2. BACKGROUND INFORMATION

### 2.1. MANDATE AND CORE ACTIVITIES



Signature of Euratom Treaty

The Euratom Supply Agency (ESA), directly set up by Art. 52 of the Euratom Treaty, has been operating since 1/6/1960. A common nuclear market in the EU was established by the Euratom Treaty; ESA was given the mission to ensure a regular and equitable supply of nuclear materials to EU users in line with the objectives of Art. 2(d). To perform this task, ESA applies a supply policy based on the principle of equal access of all users to ores and nuclear fuel. ESA's mandate is, therefore, to exercise its powers in this respect.

Art. 52 of the Euratom Treaty requires ESA to conclude supply contracts for nuclear material (ores, source material and special fissile material) in accordance with the provisions of Chapter 6. When concluding supply contracts, ESA implements the EU supply policy for nuclear materials. ESA also has a right of option to purchase nuclear materials produced in the Member States.

On the basis of the Euratom Treaty, ESA also monitors transactions involving services in the nuclear fuel cycle (enrichment, conversion and fuel fabrication). Operators are required to submit notifications giving details of their commitments. ESA verifies and acknowledges these notifications.

Moreover, the remit of ESA was strengthened by the Council Decision of 12/2/2008 establishing the Agency's Statutes which entrusted the Agency with the creation of a nuclear market observatory in order to:

- Provide the Community with expertise, information and advice on any subjects connected with the operation of the market in nuclear materials and services,
- Play a market-monitoring role by monitoring and identifying market trends that could affect security of the European Union's supply of nuclear materials and services.

The Agency is endowed with legal personality and financial autonomy (Art.54 of the Euratom Treaty), and operates under the supervision of the Commission (Art.53 of the Euratom Treaty) on a non-profit making basis.

The seat of ESA is in Luxembourg (Art.2 of the Statutes). The Agency has concluded a seat agreement with the Luxembourgish Government, together with the European Commission<sup>5</sup>.

---

<sup>5</sup> Agreement concluded in 2003, between Mr. N. Kinnock, Vice-President of the Commission and the Minister of Foreign Affairs of Luxembourg, Mrs L. Polfer in the form of exchange of letters. [http://www.cvce.eu/content/publication/2005/4/15/8a53c194-1872-43f7-bd12-9819a0122266/publishable\\_fr.pdf](http://www.cvce.eu/content/publication/2005/4/15/8a53c194-1872-43f7-bd12-9819a0122266/publishable_fr.pdf)

## 2.2. EXECUTIVE SUMMARY OF THE ANNUAL ACCOUNTS

### Financial regulation

The annual accounts have been prepared in accordance with the Agency's Statutes and in accordance with the EU Financial Regulation<sup>6</sup> (FR2018).

The annual accounts of the Euratom Supply Agency include:

- the Financial Statements which comprise:
  - the balance sheet as at 31/12/2019
  - the statement of financial performance as at 31/12/2019
  - the cash flow statement,
  - the statement of change in net assets/liabilities and
  - the notes to the financial statements.
- the Report on the implementation of the budget.
  - The budgetary outturn account
  - The reconciliation of accrual based result with the budget result
  - The report and
  - The budgetary execution tables.

### Financial Statements

In 2019, the assets owned by the Agency totalled EUR 740 564. They were financed by liabilities of EUR 7 486 (1%) and equity of EUR 733 078 (99%) (see §3.2). The tangible fixed assets (computer hardware) have increased by 46% at EUR 18 304 (EUR 12 493 in 2018). Cash and cash equivalents have also increased by 15% amounting to EUR 711 493 (EUR 617 656 in 2018) due to increased outstanding commitments resulting from a rise to the cashed EC Contribution by EUR 100 000.



The Agency has a capital of EUR 5 856 000. An instalment of 10 % of the capital is paid at the time of a Member State's accession to the EU. On 31/12/2019, the amount of the instalment called up and reflected in ESA's accounts stood at EUR 585 600 (see §4.7.6).

<sup>6</sup> Regulation (EU, Euratom) 2018/1046 of the European Parliament and of the Council of 18/07/2018 on the financial rules applicable to the general budget of the Union, repealing Regulation (EU, Euratom) No 966/2012 (2012 Financial Regulation).

In the statement of financial performance (see §3.1), total revenues<sup>7</sup> amounted to EUR 217 804, whereas administrative expenses amounted to EUR 111 518. The administrative expenses were lower due to a higher budget allocation to computer hardware purchases. The financial year 2019 resulted in a positive economic result of EUR 106 286 due to the combination of an increased EC contribution that has not yet resulted to payments. These open commitments (recognised as revenues of 2019) will be paid only within 2020, thus are not included as expenses in the economic result calculation for the current year.

### Budget implementation

In 2019, the Agency's budget appropriations were increased by 81% at EUR 223 000 (EUR 123 000 in 2018) for the support of an IT project related to the development of a nuclear-contracts' application (see §5.2.2). The budget was financed in its totality (EUR 223 000) by two contributions: a) from the Commission's heading 32.01.07 'Euratom contribution for operation of the Supply Agency' and b) 32.02.02 –“Support activities for the European energy policy and internal energy market”. Its revenue and expenditure were in balance.



Budget implementation

The initial adopted budget<sup>8</sup> of the Agency amounted to EUR 123 000. A budget amendment<sup>9</sup> has been adopted later during the year, reinforcing the Agency's revenue by EUR 100 000 for an IT project development to support the nuclear contracts application.

On 31/12/2019, ESA had a budget execution of current year's funds (C1) of EUR 222 689 (see §5.2.4), or 100% of commitment appropriations (against 98 % in 2018). The executed payments in 2019 amounted to EUR 91 552, giving an implementation rate of 41% of available appropriations. The carrying forward of outstanding commitments (RAL, committed amounts not yet paid for) of 2019 to the financial year 2020 stood at EUR 131 138 or 59% of committed amounts. The increased amounts involves signed IT service contracts for an IT project implementation for which the Agency has received an additional EC contribution, at the end of the year. None of the relevant IT service contracts has been completed at year-end.

The budget outturn result (see §5.3.1), was calculated at EUR 5 544 (against EUR 9 267 in 2018) to be returned to the Commission budget. It resulted mainly from cancelled payment appropriations of carried over funds from the previous year (EUR 5 216 in 2019). Cancellations of carried over funds were reduced in in comparison to 2018 (EUR 6 241).

### Revenues



ESA is 100%  
financed by EC

The possibility for ESA to collect a charge on transactions in order to defray its operating expenses, as per Article 54 of the Euratom Treaty, was postponed sine die, by the Council, in 1960. Consequently, the Agency's administrative expenses has to be covered, almost in their totality, by the European Commission, the Agency's only own income being the interests on its capital (ref. §

<sup>7</sup> Total revenue equals total operating revenue and surplus/deficit from non-operating activities.

<sup>8</sup> C(2018) 8293 of 11.12.2018

<sup>9</sup> C(2019) 6417 of 12.9.2019



4.6.1). In 2019, the EC contribution amounted to EUR 223 000 or 99.9% of revenues (EUR 123 000 in 2018) and the income of the Agency's bank deposits to EUR 248.66 or 0.1%. Thus, total revenues cashed in 2019 were 223 248.66 EUR (ref. § 5.2.3).

#### Administrative expenses covered by the EC

ESA's budget structure consists only of administrative appropriations. The Agency does not manage operational budget lines and does not provide grants. The bulk of the Agency's administrative expenses, including salaries, is covered directly by the budget of the Commission, and is not recognised in the Agency's accounts (ref. §4.6.3.1). Those costs and the underlying transactions are included in the EU financial annual accounts and are considered as non-exchange transactions (ref. §4.5.7).

The Commission support to the Agency consists in:

i. *A contribution:* Since 1960, the Agency has been granted a contribution by the Commission; In 2019, ESA was granted a contribution of EUR 223 000 (of EUR 123 000 in 2018), while the Agency's total own-managed budget of the year amounted to 223 248.66 EUR, including cashed bank interest of EUR 248.66 (against EUR 248.54 in 2018).

ii. *Staff salaries:* In accordance with the ESA's Statutes<sup>10</sup>, the staff of the Euratom Supply Agency is European Commission staff. The officials are appointed by, and their salaries are paid directly by, the Commission; hence, their remuneration is not borne by the Agency's budget. In 2019, according to an internal estimate based on the DG BUDG proposed methodology for the average cost of an official<sup>11</sup>, the salaries of the Agency's staff, covered by the Commission, were evaluated at EUR 2 130 100 (against 1 968 000 in 2018).

iii. *Advantages in kind:* Real estate expenses, furniture, IT, etc. According to the same internal estimate, the Agency's total cost, covered by the Commission (the contribution not included), amounted, in 2019, to EUR 2 550 000; if staff salaries are deducted (estimated at EUR 2 130 100), the remaining costs, covering Real estate expenses, furniture, IT, etc., totalled EUR 419 900 (ref. § 4.6.3.1).

Provided that its independence is not jeopardised, the Euratom Supply Agency welcomes the economies of scale obtained through the direct coverage of several of its administrative needs by the Commission.

---

<sup>10</sup> Council Decision 2008/114/EC, Euratom of 12/2/2008 establishing Statutes for the Euratom Supply Agency; OJ L 41, 15.2.2008, Art.4

<sup>11</sup> Circular note of DG BUDGET to RUF members - ARES(2019)7332984 of 28/11/2019[ FR ]



### 3. FINANCIAL STATEMENTS

#### 3.1. STATEMENT OF FINANCIAL PERFORMANCE

	Note	(Amounts in EUR)	
		2019	2018
<b>Operating revenue</b>	4.6.1		
Contribution from EC		217 455.97	113 733.34
<b>Other operating revenue</b>	4.6.2		
Exchange gains		348.45	455.21
Other exchange revenue		0.00	0.00
<b>TOTAL OPERATING REVENUE</b>		<b>217 804.42</b>	<b>114 188.55</b>
<b>Administrative expenses</b>	4.6.3.2		
Staff expenses		35 871.41	37 592.91
Fixed asset related expenses		8 564.98	8 184.37
Other administrative expenses		66 501.45	75 466.01
<b>Operating expenses</b>	4.6.4		
Exchange losses		580.24	334.42
<b>TOTAL ADMINISTRATIVE AND OPERATING EXPENSES</b>		<b>111 518.08</b>	<b>121 577.71</b>
<b>SURPLUS/(DEFICIT) FROM OPERATING ACTIVITIES</b>		<b>106 286.34</b>	<b>(7 389.16)</b>
Financial operations revenues	4.6.5	248.78	248.66
Financial operations expenses	4.6.5	0.00	0.00
<b>SURPLUS/(DEFICIT) FROM NON OPERATING ACTIVITIES</b>		<b>248.78</b>	<b>248.66</b>
<b>SURPLUS/(DEFICIT) FROM ORDINARY ACTIVITIES</b>		<b>106 535.12</b>	<b>(7 140.50)</b>
<b>ECONOMIC RESULT OF THE YEAR</b>		<b>106 535.12</b>	<b>(7 140.50)</b>



### 3.2. BALANCE SHEET

(Amounts in EUR)

	Note	2019	2018		
<b>I</b>					
		<b>NON CURRENT ASSETS</b>			
		<b>Intangible fixed assets</b>			
	4.7.1				
		Computer software	575.00	1 265.00	
		<b>Tangible fixed assets</b>			
	4.7.1				
		Plants & Equipment	0.00	0.00	
		Furniture	0.00	0.00	
		Computer hardware	18 304.25	12 492.80	
		Other fixtures & fittings	0.00	0.00	
		<b>Investments</b>			
	4.7.2				
		Available for sale assets	0.00	0.00	
		<b>Total non-current assets</b>	<b>18 879.25</b>	<b>13 757.80</b>	
<b>II</b>					
		<b>CURRENT ASSETS</b>			
		<b>Short term receivables</b>			
	4.7.3				
		Short term receivables	2 300.00	0.00	
		Prepaid expenses and accrued income	7 892.21	8 186.67	
		<b>Cash and cash equivalents</b>			
	4.7.4				
		Accounts with banks	711 493.22	617 655.56	
		<b>Total current assets</b>	<b>721 685.43</b>	<b>625 842.23</b>	
		<b>TOTAL ASSETS</b>	<b>740 564.68</b>	<b>639 600.03</b>	
<b>III</b>					
		<b>CURRENT LIABILITIES</b>			
		<b>Accounts payables</b>			
	4.7.5				
		Current payables	0.00	614.30	
		Current payables with EU entities	0.00	0.00	
		Accrued expenses and deferred income	1 942.11	3 175.65	
		Pre-financing received from EU entities	5 544.03	9 266.66	
		<b>Total current liabilities</b>	<b>7 486.14</b>	<b>13 056.61</b>	
		<b>TOTAL LIABILITIES</b>	<b>7 486.14</b>	<b>13 056.61</b>	
<b>IV</b>					
		<b>NET ASSETS/LIABILITIES</b>			
		Capital from EURATOM member states	4.7.6	585 600.00	585 600.00
		Fair value reserve	4.7.7	0.00	0.00
		Accumulated surplus/deficit		40 943.42	48 083.92
		Economic result of the year		106 535.12	(7 140.50)
		<b>TOTAL NET ASSETS</b>		<b>733 078.54</b>	<b>626 543.42</b>
		<b>TOTAL NET ASSETS/LIABILITIES</b>		<b>740 564.68</b>	<b>639 600.03</b>



### 3.3. CASH FLOW STATEMENT

	2019	2018
<b>CASH FLOW FROM OPERATING ACTIVITIES</b>		
Surplus/(deficit) from operating activities	106 286.34	(7 389.16)
<u>Adjustments</u>		
Amortization (intangible fixed asset)	690.00	690.00
Depreciation (tangible fixed asset)	7 874.98	7 494.37
(Increase)/decrease in short term receivables	(2 300.00)	0.00
(Increase)/decrease in prepaid expenses	294.46	1 974.12
Increase/(decrease) in payables to EU entities	0.00	0.00
Increase/(decrease) in accounts payables	(614.30)	614.30
Increase/(decrease) in accrued expenses	(1 233.54)	2 351.57
Increase/(decrease) in pre-financing from EU entities	(3 722.63)	6 729.07
Other non-cash movements	0.00	0.00
<b>NET CASH FLOW FROM OPERATING ACTIVITIES</b>	<b>107 275.31</b>	<b>12 464.27</b>
<b>CASH FLOW FROM INVESTING AND FINANCING ACTIVITIES</b>		
Purchase of tangible and intangible fixed assets	(13 686.43)	(4 520.57)
( Increase)/decrease in investments	0.00	0.00
Increase/(decrease) in fair value reserve	0.00	0.00
Increase/(decrease) in capital	0.00	0.00
Financial revenue	248.78	248.66
Financial expenses	0.00	0.00
<b>NET CASH FLOW FROM INVESTING AND FINANCIAL ACTIVITIES</b>	<b>(13 437.65)</b>	<b>(4 271.91)</b>
<b>NET INCREASE/(DECREASE) IN CASH AND CASH EQUIVALENTS</b>	<b>93 837.66</b>	<b>8 192.36</b>
Cash and cash equivalents at the beginning of period	617 655.56	609 463.20
Cash and cash equivalents at the end of period	711 493.22	617 655.56

### 3.4. STATEMENT OF CHANGES IN NET ASSETS

Net assets	Capital			Economic outturn for the year	Total Net Assets/ Liabilities
	Fair value reserve	Capital from Member States	Accumulated Surplus / Deficit		
<b>Balance at 31/12/2018</b>	0.00	585 600.00	48 083.92	(7 140.50)	626 543.42
Variations in fair value	0.00				0.00
Allocated result			(7 140.50)	7 140.50	0.00
Capital called-up					0.00
Economic outturn for the year				106 535.12	106 535.12
<b>Balance at 31/12/2019</b>	<b>0.00</b>	<b>585 600.00</b>	<b>40 943.42</b>	<b>106 535.12</b>	<b>733 078.54</b>





## 4. NOTES TO THE FINANCIAL STATEMENTS 1/1-31/12/2019

### 4.1. APPLICABLE FINANCIAL REGULATION

ESA applies the EU Financial Regulation<sup>12</sup> (FR) - Regulation (EU, Euratom) 2018/1046 on the financial rules applicable to the general budget of the Union, repealing Regulation (EU, Euratom) No 966/2012 (2012 Financial Regulation) from 2 August 2018.

Art. 68 of the EU FR stipulates that *"This regulation shall apply to the implementation of the budget for the Euratom Supply Agency"*.

NB: The Euratom Supply Agency (ESA) falls outside the scope of Art. 70 and hence should not be deemed to belong to *"bodies...set up under the TFEU and the Euratom Treaty"*, referred to in Art.70 §1 as it was established by the Euratom Treaty.

### 4.2. NON-CONSOLIDATION

The Euratom Supply Agency's accounts are not consolidated in the EU Accounts<sup>13</sup>.

### 4.3. ACCOUNTING PRINCIPLES

The financial statements shall be drawn up in accordance with the generally accepted accounting principles, as laid down in EU Accounting rule 2 and are the same as those described in the International Public Sector Accounting Standards (IPSAS) 1, namely:

#### **Fair presentation**

Financial statements shall present fairly the financial position, financial performance and cash flows of an entity. Fair presentation requires the faithful representation of the effects of transactions, other events and conditions in accordance with the definitions and recognition criteria for assets, liabilities, revenue and expenses set out in EC accounting rules. The application of EC accounting rules, with additional disclosures when necessary, is presumed to result in financial statements that achieve a fair presentation (EU Accounting Rule 2).

#### **Accrual Basis**

In order to meet their objectives, financial statements are prepared on the accrual basis of accounting. Under this basis, the effects of transactions and other events are recognised when they occur (and not as cash or its equivalent is received or paid) and they are recorded in the accounting records and reported in the financial statements of the periods to which they relate (EU Accounting Rule 2).

---

<sup>12</sup> Regulation (EU, Euratom) No 966/2012 of the European Parliament and of the Council.

<sup>13</sup> OJ ref. Art.10 C306/201: 17.12.2007



### **Going concern basis**

When preparing financial statements an assessment of an entity's ability to continue as a going concern shall be made. Financial statements shall be prepared on a going concern basis unless there is an intention to liquidate the entity or to cease operating, or if there is no realistic alternative but to do so. These financial statements have been prepared in accordance with the going concern principle, which means that ESA is deemed to have been established for an indefinite duration (EU Accounting Rule 2).

### **Consistency of presentation**

According to this principle the presentation and classification of items in the financial statements shall be retained from one period to the next (EU Accounting Rule 2).

### **Aggregation**

Each material class of similar items shall be presented separately in the financial statements. Items of a dissimilar nature or function shall be presented separately unless they are immaterial (EU Accounting Rule 2).

### **Offsetting (no netting)**

Assets and liabilities, and revenue and expenses, shall not be offset unless required or permitted by an EU Accounting rule (EU Accounting Rule 2).

### **Comparative Information**

Except when an EU accounting rule permits or requires otherwise, comparative information shall be disclosed in respect of the previous period for all amounts reported in the financial statements. When the presentation or classification of items in the financial statements is amended, comparative amounts shall be reclassified unless the reclassification is impracticable (EU Accounting Rule 2). The qualitative characteristics of financial reporting are relevance, reliability, understandability and comparability which are explained in EU Accounting Rule 2 and IPSAS 1.

Figures of the financial year 2019 are compared with those of the previous year.

## **4.4. IT SYSTEMS**

The financial and accounting activities of the Agency are supported by the SAP and ABAC information systems. A validation of the accounting systems is duly performed. In 2015, the Agency has created its own inventory management center, supported by the applications ABAC Assets and SAP Accounting.



## 4.5. BASIS OF PREPARATION

### 4.5.1. Chart of Accounts

The chart of accounts used by ESA follows the structure of the chart of accounts of the European Commission (PCUE).

### 4.5.2. Transactions and balances

The financial statements are presented in EUR. Year end balances of monetary assets and liabilities denominated in foreign currencies, when present, are converted into EUR on the basis of the exchange rates applying on 31/12.

Foreign currency transactions are converted into EUR using the exchange rates prevailing at the dates of the transactions.

### 4.5.3. Fixed assets

Fixed assets are entered on the assets side of the balance sheet as long as they are controlled by the Agency and generate future economic benefits for the Agency.

They are divided in intangible and tangible fixed assets depending if they are identifiable assets without or with physical substance.

Intangible fixed assets are valued at their acquisition price converted into EUR at the rate applying when they were purchased less accumulated amortisation and impairment.

Acquired computer software licences are capitalised on the basis of cost incurred in acquiring and bringing into use the specific software. Costs associated with developing or maintaining computer software programmes are recognised as expenses when incurred.

Tangible fixed assets are stated at historical cost less depreciation and impairment. Historical cost includes expenditure that is directly attributable to the acquisition of the items.

Depreciation/Amortisation of fixed assets is the systematic allocation of the depreciable amount of an asset over its useful life (EU Accounting Rule 7). The depreciation method used is the straight line method and depreciation is calculated on a monthly basis.

Assets with an acquisition price lower than EUR 420 are recognised as expenses.

The depreciation/amortisation is calculated as follows:

Type of Asset	Depreciation rate
Intangible assets (computer software)	25%
Plant, machinery and equipment	25%
Other fixture & fittings	25%
Computer hardware	25%
Furniture	10%



Since 10/2015, the Agency has created its own inventory management center, supported by the applications ABAC Assets and SAP Accounting.

#### **4.5.4. Investments**

The investments in bonds are valued at their fair value (market value). The unrealised differences between the purchase price and the market price are recorded under the fair value reserve.

#### **4.5.5. Contingent assets and liabilities**

A contingent asset is a possible asset and a contingent liability is a possible obligation that arises from past events and of which the existence will be confirmed only by the occurrence or non-occurrence of one or more uncertain future events not wholly within the control of the Euratom Supply Agency.

A contingent asset is disclosed when an inflow of economic benefits or service potential is probable. A contingent liability is disclosed unless the possibility of an outflow of resources embodying economic benefits or service potential is remote.

#### **4.5.6. Use of estimates**

In accordance with generally accepted accounting principles, the financial statements necessarily include amounts based on estimates and assumptions by management. Significant estimates include, but are not limited to, accrued incomes and charges, contingent assets and liabilities, and degree of impairment of fixed assets. Actual results could differ from those estimates. Changes in estimates are reflected in the period in which they become known.

#### **4.5.7. Exchange and non-exchange transactions**

Exchange transactions are transactions in which one entity receives assets or services, or has liabilities extinguished, and directly gives approximately equal value to another entity in exchange. They are recognised in the ESA's financial statements.

Non-exchange transactions are transactions that are not exchange transactions as above defined.

Services in-kind are provided to the Agency, as well as goods in-kind are delivered to, but are not recognised because the Agency either has insufficient control over the services provided or it may not be able to measure them reliably. The major classes of services in-kind received, including those which are not recognised, are disclosed in the current notes (ref. § 4.6.3.1). However, in 2019, as well as in the past, those goods or services were delivered or provided solely by the EC (or by other EU Bodies and Institutions). No goods or services in-kind were directly delivered or provided to the Agency by individuals or private companies.



## 4.6. NOTES TO THE STATEMENT OF FINANCIAL PERFORMANCE

### 4.6.1. Operating revenue

The Euratom Supply Agency (ESA), directly set up by Art. 52 of the Euratom Treaty, has been operating since 1/6/1960. The possibility for ESA to collect a charge on transactions in order to defray its operating expenses, as per Article 54 of the Euratom Treaty, was postponed sine die, by the Council, in 1960. Consequently, the Agency's administrative expenses has to be financed by the European Commission (the only Agency's own income being the interests of its capital).

Thus, the operating revenue of the Agency, since 1960, consists of a contribution from the European Commission; with the exception of the period 2008-2011, when ESA did not manage an own budget and all its needs were directly covered by the Commission services (DG ENER).

### 4.6.2. Other operating revenue

Exchange gains which arise from everyday activities which are made in currencies other than the Euro, income from write-off of debts from operational activities and fixed assets adjustments are included under the heading 'Other operating revenue'.

### 4.6.3. Administrative expenses

#### 4.6.3.1. Covered by the EC

##### i. Staff-related expenses

The staff of the Euratom Supply Agency is European Commission (EC) staff, in accordance with Article 4 of ESA's Statutes<sup>14</sup>. The officials are appointed by, and their salaries are paid directly by the EC and are not charged to the Agency's budget.

Pursuant to Article 53 of the Treaty establishing the European Atomic Energy Community<sup>15</sup>, the Agency's establishment plan is incorporated in the global EC numbers<sup>16</sup>. The staff is governed in accordance with the Staff Regulations of officials and the Conditions of Employment of other servants of the European Union<sup>17</sup>. At the end of 2019, the Agency occupied 17 permanent posts (7 AD and 10 AST posts).

Human Resources	2019	
	Authorised under the EU Budget <sup>18</sup>	Actually filled as of 31/12/2019
<b>Number of staff</b>		
<b>Commission Officials</b>	17	17
<b>Total Establishment plan posts</b>	17	17
<b>Contract Agents</b>	0	0
<b>Seconded National Experts</b>	0	0

<sup>14</sup> Council Decision 2008/114/EC, Euratom of 12/2/2008 establishing Statutes for the Euratom Supply Agency (OJ L 41, 15/2/2008, p. 15), and in particular Articles 4, 6 and 7 of the Annex thereto.

<sup>15</sup> Treaty establishing the European Atomic Energy Community and in particular Articles 52, 53 and 54 thereof (OJ L 27, 6/12/1958, p.534)

<sup>16</sup> Adopted EU General Budget 2019, OJ L 67, 7.3.2019 p.1946, footnote 2

<sup>17</sup> EEC/EAEC Council: Regulation No 31 (EEC), 11 (EAEC)

<sup>18</sup> Adopted EU General Budget 2019, OJ L 67, 7.3.2019 p.1946, footnote 2



Human Resources	2019	
Number of staff	Authorised under the EU Budget <sup>18</sup>	Actually filled as of 31/12/2019
Total staff	17	17

Table: ESA establishment plan

## ii. Other administrative expenses

Most of the Agency's expenditure is directly financed by the EC's budget. In addition, since 2018, the Euratom Supply Agency is exempted from paying any fee to the Commission, for the provision of services to it by the latter<sup>19</sup>.

The basic categories of expenditure, including salaries, are described in the following table:

Overview of expenditure financed directly by the Commission
<b>TITLE 1 STAFF EXPENDITURE</b>
Salaries & allowances
Socio-medical infrastructure
Training
<b>TITLE 2 INFRASTRUCTURE &amp; OPERATING EXPENDITURE</b>
Rental of buildings and associated costs
- Buildings, infrastructure and associated costs
Information and communication technology
- EC software applications (ABAC ...)
Movable property and associated costs
Current administrative expenditure
- Stationary and office supplies
Postage / Telecommunications
- Computer hardware (servers, PCs and equipment)
- Telecommunications
Information and publishing
- Publications – Official journal

Table: Overview of expenditure financed directly by the Commission

## iii. Estimate of total administrative costs covered by the EC

<sup>19</sup> C(2018) 5120 final of 3.8.2018 and in particular Annex 21 of the Internal Rules on the implementation of the general budget of the European Union - "Provision of services to other EU institutions, Agencies and other Bodies".



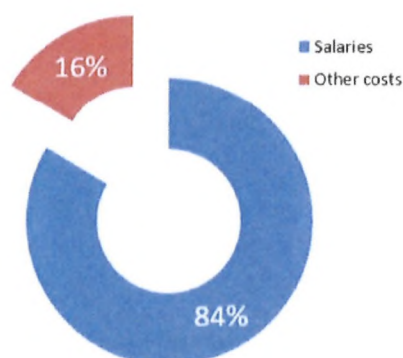
According to the Directorate General for Budget's (DG BUDG) estimate for the average cost of an official<sup>20</sup>, in 2019 the Agency's **total average cost covered by the EC** amounted to 2 550 000 EUR. Total average cost includes salaries as well as "habillage" costs (i.e. buildings and other administrative costs as well as ICT costs). Whereas the total average cost of the Agency **without "habillage"** (salaries only) covered by the EC amounted to 2 130 100 EUR (84%).

Amounts in EUR	(1)	(2)	(1) x (2)	(3)	(1) x (3)
Category of personnel	Number of personnel	Salary costs	Total Average cost of salaries	Total average cost / person (**)	Total average cost
Official	16	125 300 €/year (*)	2 004 800	150 000 €/year (*)	2 400 000
Temporary agent	1	125 300 €/year (*)	125 300	150 000 €/year (*)	150 000
Seconded National Expert	0		-	85 000 €/year	-
Contractual agent	0		-	80 000 €/year	-
			<b>2 130 100</b>		<b>2 550 000</b>

Table: ESA salaries estimation

(\*) Circular note of DG BUDGET to RUF members - ARES(2019)7332984 of 28/11/2019[ FR ]

(\*\*) Including salaries, buildings, other administrative and ICT costs.



Thus, salaries represent 84% of the costs covered (EUR 2 130 100), the latter being a statutory requirement whereas all other costs totalled EUR 419 900 (16%).

Provided that its independence is not jeopardised, ESA welcomes the economies of scale obtained through the direct coverage of several administrative needs by the EC.

Graph: ESA total administrative costs covered by EC

ESA Administrative Costs covered by EC	EUR	%
Salaries	2 130 100	84%
Other costs	419 900	16%
<b>Total Average Cost</b>	<b>2 550 000</b>	<b>100%</b>

Table: ESA total administrative costs covered by EC

In the light of the fact that the estimated sum of EUR 419 900 covers all ESA's costs other than salaries (and the contribution), it is obvious that ESA would need substantially more resources, human as well as financial, to be allocated additionally by the EU General Budget, in the event the Agency had to cover all its administrative needs by itself.

<sup>20</sup> Circular note of DG BUDGET to RUF members ARES(2019)7332984 of 28/11/2019[ FR ]



#### 4.6.3.2. Covered by the Agency

##### i. Staff-related expenses

Mission costs represent the majority of staff costs covered by the Agency's budget and representation costs form the rest.

<b>Expenditure concerning staff attached to the institution</b>		<b>EUR 35 871 .41</b>
Mission expenses, travel and other incidental expenses		
Entertainment and representation expenses for staff		

Table: Staff costs covered by ESA

##### ii. Other administrative expenses

Fixed assets related expenses are the depreciation on assets (computer software, furniture and computer hardware) bought by the Agency's budget.

<b>Fixed assets related expenses</b>		<b>EUR 8 564.98</b>
Amortisation		<b>690.00</b>
Depreciation		<b>7 874.98</b>

All other costs are included in the heading 'Other administrative expenses'.

<b>Other administrative expenses</b>		<b>EUR 66 501.45</b>
Subscriptions and purchase of information media		
Membership of nuclear organisations		
Computer centre		<b>66 156.43</b>
Euratom Supply Agency's Advisory Committee meetings		
Conferences, congresses and meetings		
Bank charges		<b>345.02</b>

Table: Other administrative costs covered by ESA

#### 4.6.4. Operating expenses

Exchange losses which arise from everyday activities which are made in currencies other than the Euro are included under the heading 'Operating expenses'.

#### 4.6.5. Financial operations revenue and expenses

This heading includes interest from bank accounts and investments (coupon payment on bonds) as well as differences in the purchase value and reimbursed value of bonds, when present.

The bank interest for 2019 is calculated at EUR 248.78 (EUR 248.66 in 2018). The own financial revenue is coming from the proceeds of its called-up capital (EUR 585 600), deposited in a Luxembourgish savings account, in an environment of close-to-zero interest rates.

<b>Financial operations revenue</b>		<b>EUR 248.78</b>
Bank interest		248.78





From 2014 on, the part of the interest that comes from the Commission's contribution is included in the financial revenue.

Since 20/6/2016, the Agency does not hold any bonds.



## 4.7. NOTES TO THE BALANCE SHEET

### I. NON-CURRENT ASSETS

#### 4.7.1. Fixed assets

Fixed assets comprise categories: computer software, computer hardware and furniture, plant machinery and equipment and other fixture and fittings.

In October 2015, the Euratom Supply agency has created its own inventory management centre which is integrated with relevant accounting systems (SAP and ABAC Assets). All assets managed previously by DIGIT were transferred to ESA.

Assets with an acquisition price lower than EUR 420 are considered as expenses.

Fixed assets 2019	INTANGIBLE		TANGIBLE			TOTALS	
	21001000 Computer software	24001001 Furniture	24101000 Computer hardware	23001000 Plant, Machinery Equipment	24201000 Other fixtures & Fittings	Intangible Assets	Tangible Assets
Carrying amount at 1/1/2019	6 009.66	6 222.82	38 984.34	1 266.17	1 369.26	6 009.66	47 842.59
Purchases during the year	0.00	0.00	13 686.43	0.00	0.00	0.00	13 686.43
Disposals	0.00	0.00	0.00	0.00	0.00	0.00	0.00
Transfers between asset categories	0.00	0.00	0.00	0.00	0.00	0.00	0.00
Other changes	0.00	0.00	0.00	0.00	0.00	0.00	0.00
<b>Gross carrying amount at 31/12/2019</b>	<b>6 009.66</b>	<b>6 222.82</b>	<b>52 670.77</b>	<b>1 266.17</b>	<b>1 369.26</b>	<b>6 009.66</b>	<b>61 529.02</b>
<b>Accumulated depreciation at 1/1/2019</b>	<b>4 744.66</b>	<b>6 222.82</b>	<b>26 491.53</b>	<b>1 266.17</b>	<b>1 369.26</b>	<b>4 744.66</b>	<b>35 349.78</b>
Depreciation charge for the year	690.00	0.00	7874.98	0.00	0.00	690.00	7 874.98
Disposals	0.00	0.00	0.00	0.00	0.00	0.00	0.00
Transfers between asset categories	0.00	0.00	0.00	0.00	0.00	0.00	0.00
Other changes	0.00	0.00	0.00	0.00	0.00	0.00	0.00
<b>Accumulated depreciation at 31/12/2019</b>	<b>5 434.66</b>	<b>6 222.82</b>	<b>34 366.51</b>	<b>1 266.17</b>	<b>1 369.26</b>	<b>5 434.66</b>	<b>43 244.76</b>
<b>Net carrying amount at 31/12/2019</b>	<b>575.00</b>	<b>0.00</b>	<b>18 304.25</b>	<b>0.00</b>	<b>0.00</b>	<b>575.00</b>	<b>18 304.25</b>

#### 4.7.2. Investments

The classification on the investments is determined at initial recognition and re-evaluated at each balance sheet date.



The investments for different bonds are classified as available-for-sale financial assets. Investments are initially recognised at fair value and changes in fair value are recorded through equity. The fair values of quoted instruments in active markets are based on the current bid prices.

At 31/12/2019, the Agency didn't hold any investment.

Total Investments	EUR 0
Bonds & Securities in EUR	0

## II. CURRENT ASSETS

### 4.7.3. Short term receivables

Short-term receivables consist of sundry receivables (staff advances on mission costs), accrued incomes and deferred charges.

Short term receivables	
Short term receivables	2 300.00
Accrued income	0
Deferred Charges	7 892.21
<b>Deferred charges &amp; Accrued Income</b>	<b>10 892.21</b>

### 4.7.4. Cash and cash equivalents

At the end of the 2019, the Agency held bank accounts in EUR. These accounts were open in Luxembourg.

Cash and cash equivalents	Balance at 31/12/2019	Balance at 31/12/2018
Bank accounts in EUR	182 673.01	88 590.46
Savings / Short term bank deposits <3 months in EUR	528 820.21	529 065.10
<b>Total in EUR</b>	<b>711 493.22</b>	<b>617 655.56</b>

## III. CURRENT LIABILITIES

### 4.7.5. Accounts payable

Payables arising from the purchase of goods and services are recognised at invoice reception for the original amount and corresponding expenses are entered in the accounts when the supplies or services are delivered and accepted by ESA.

Accrued charges consist of the services or goods received but not invoiced in the financial year.

Pre-financing from the EU entities corresponds to the result of the budget outturn account to be reimbursed to the Commission.



#### IV. NET ASSETS/LIABILITIES

##### 4.7.6. Capital

In accordance with its Statutes<sup>21</sup>, the Agency has a capital of EUR 5 856 000. An instalment of 10% of the capital is paid at the time of a Member State's accession to the EU. The amount of the instalment called-up was EUR 585 600 on 31/12/2019. Luxembourg and Malta have not subscribed to ESA's capital.

No movement of capital was recorded in 2019.

CAPITAL Participating Member State	Member States' subscription in EUR	
	2019	2018
Belgique/België - Belgium	192 000	192 000
Republika Bulgaria – Republic of Bulgaria	96 000	96 000
Česká Republika - Czech Republic	192 000	192 000
Danmark - Denmark	96 000	96 000
Deutschland - Germany	672 000	672 000
Eesti - Estonia	32 000	32 000
Ellas – Greece	192 000	192 000
España - Spain	416 000	416 000
France	672 000	672 000
Hrvatska - Croatia	32 000	32 000
Ireland	32 000	32 000
Italia - Italy	672 000	672 000
Kypros – Cyprus	32 000	32 000
Latvija - Latvia	32 000	32 000
Lietuva - Lithuania	32 000	32 000
Magyarország - Hungary	192 000	192 000
Nederland - Netherlands	192 000	192 000
Österreich - Austria	96 000	96 000
Polska - Poland	416 000	416 000
Portugal	192 000	192 000
România - Romania	288 000	288 000
Slovenija - Slovenia	32 000	32 000
Slovensko - Slovakia	96 000	96 000
Suomi - Finland	96 000	96 000
Sverige - Sweden	192 000	192 000
United Kingdom	672 000	672 000
<b>Total capital in EUR</b>	<b>5 856 000</b>	<b>5 856 000</b>
<b>Value of first call of 10% in EUR</b>	<b>585 600</b>	<b>585 600</b>

<sup>21</sup> OJ L41, 15/2/2008, p. 18



#### 4.7.7. Fair value reserve

The adjustment to fair value of available-for-sale assets is accounted for through the fair value equity reserve. The fair value reserve consists of the change between the purchase price and the market value of investments (available-for-sale assets) converted into euros using the prevailing rate on 31 December.

No purchase of financial assets has been performed during 2019. As the Agency does not hold any other investments, there is no fair value calculation applicable.

FAIR VALUE RESERVE	Amount
Balance at 31.12.2018	0.00
Result on sale securities	0.00
Change in market value	0.00
Balance at 31.12.2019	0.00

### V. OFF BALANCE SHEET DISCLOSURES

#### 4.7.8. Contingent assets and liabilities, and other disclosures

In 2019, there were neither contingent assets nor contingent liabilities to be disclosed, according to the described accounting principles (4.4.5).

As at 31/12/2019, the Agency was not involved in legal disputes.

#### 4.7.9. Related third parties

The highest-graded official (Director General – Authorising Officer) of the Agency in 2019 was AD15. There were no transactions (loans), of any kind, to the DG from the Agency.

Highest grade description	Grade	Number of persons of this grade	Loans to related parties	
			Nominal amount	Remaining open amount as of 31/12/2019
Director	AD15	1	0.00	0.00

#### 4.7.10. Post balance sheet events

##### The United Kingdom's withdrawal from the European Union and Euratom

Following the notification by the United Kingdom, submitted on 29 March 2017, of its intention to withdraw from the European Union and Euratom, the procedure under Article 50 of the Treaty on the European Union was triggered, which resulted in *the Withdrawal Agreement*<sup>22</sup>. The latter entered into force on 31 January 2020 at midnight CET. From that time on, save what is specifically

<sup>22</sup> OJ C144 I of 25.4.2019



provided for under the Withdrawal Agreement for the transition period, the UK is to be considered as a third country.

UK's participation, as a Member State, in the capital of the Euratom Supply Agency amounted to EUR 672 000 of which 10% was called-up and held in the Agency's bank account.

Based on the situation at the time of the signature of these accounts, there is no financial impact to be reported in the annual accounts of 31 December 2019.

#### The COVID-19 outbreak

During the first half of 2020, the coronavirus outbreak has had huge impacts on the EU economy. As a non-adjusting event, the outbreak of the coronavirus does not require any adjustments to the figures reported in these annual accounts. For subsequent reporting periods, COVID-19 may affect some revenue and expenses recognised in the statement of financial performance. Based on the information available at the date of signature of these annual accounts, the financial effects of the coronavirus outbreak cannot be reliably estimated.

#### Other

At the date of signature of these accounts, no other significant issue subsequent to the balance sheet date came to the attention of the Accounting officer of the Agency, or was reported to her that would have a material impact on the financial statements.

The accounts and related notes were prepared using the most recently available information and this is reflected in the information presented.



## **4.8. FINANCIAL RISK MANAGEMENT**

### **4.8.1. Financial instruments**

Financial instruments comprise cash, current receivables and recoverables, current payables, available-for-sale assets (Bonds). Financial instruments give rise to market, credit and liquidity risks, information about which and how they are managed is set out below.

### **4.8.2. Market risk**

Market risk is the risk that the fair value or future cash flows of a financial instrument will fluctuate, because of changes in market prices. Market risk embodies not only the potential for loss, but also the potential for gain. It comprises currency risk, interest rate risk and other price risk (ESA has no significant other price risk).

- **Interest rate risk**

Interest rate risk is the possibility of a reduction in the value of a security, especially a bond, resulting from an increase in interest rates. In general, higher interest rates will lead to lower prices of fixed rate bonds, and vice versa.

Until 20/6/2016, ESA has earned a fixed coupon rate of 6% applied to the nominal value of bond from its available-for-sale (AFS) investment. The bond has come to its maturity on 20/6/2016. No other investment has been placed in 2019.

ESA's treasury neither borrows nor lends money. It does, however, earn interest on balances it holds on its bank accounts. The Agency has put in place measures to ensure that interest earned on its bank accounts regularly reflects market interest rates, as well as their possible fluctuation.

- **Foreign currency risk**

Currency risk is the risk that the entity's operations or its investments' value may be affected by changes in exchange rates. This risk arises from the change in price of one currency against another.

All the Agency's financial assets, including the bank accounts, are denominated in EUR.

The only exposure to exchange rate fluctuations is due to certain payments of suppliers in foreign currencies. ESA accepts this risk.

At the end of 2019, there were neither assets nor liabilities in foreign currency.



**Table A: overview of the foreign currencies to which the EU entity is exposed**

Currency risk disclosures							
EAR 11 - §9.28-30							
31/12/ 2019	Currency exposure (amounts in EUR to be included in the table)						Total EUR
	USD <sup>1</sup>	GBP <sup>1</sup>	DKK <sup>1</sup>	SEK <sup>1</sup>	EUR	Other <sup>1</sup>	
<b>Monetary assets</b>	0.00	0.00	0.00	0.00	713 793.22	0.00	713 793.22
Available for sale financial assets					0.00		0.00
Loans (including short term deposits >3 months and <1 year)							0.00
Receivables with Member States							0.00
Receivables with third parties					2 300.00		2 300.00
Receivables with consolidated entities							0.00
Cash and cash equiv. (incl. ST deposits <3months)					711 493.22		711 493.22
<b>Monetary liabilities</b>	0.00	0.00	0.00	0.00	5 544.03	0.00	5 544.03
Provisions							0.00
Payables with third parties					0.00		0.00
Payables with consolidated entities					5 544.03		5 544.03
<b>Net Position</b>	0.00	0.00	0.00	0.00	708 249.19	0.00	708 249.19

<sup>1</sup> EUR equivalent

#### 4.8.3. Credit risk

Credit risk is the risk of loss due to a debtor's/borrower's non-payment of a loan or other line of credit (either the principal or interest or both) or other failure to meet a contractual obligation.

The Agency neither lends money nor provides grants.

ESA's treasury resources are kept in a Commercial Bank (i.e. Banque et Caisse d'Epargne de l'Etat – Luxembourg, or BCEE), with a high credit rating. The current rating for long term bank deposits for BCEE is Aa2 (according to Moody's report of 18/11/2019)<sup>23</sup>, taking also into consideration that BCEE is 100% owned by the State of Luxembourg. Rating for the State of Luxembourg by Fitch, Moody's and S&P is AAA. Rating is periodically monitored.

On 31/12/2019, the Agency didn't hold any sovereign debt.

The exposure to credit risk is listed in the following table:

<sup>23</sup> <https://www.moody.com/research/Moodys-announces-completion-of-a-periodic-review-of-ratings-of--PR-410352#>



## Credit risk

**Table A: credit quality of financial assets that are neither past due nor impaired**

At 31/12/2019	Available for sale financial assets (including accrued interest) <sup>2</sup>	Loans (including short term deposits >3 months and <1 year)	Receivables with Member States <sup>3</sup>	Receivables with third parties	Receivables with EU entities	Short-term deposits (< 3 months - including accrued interest) <sup>4</sup>	Cash and cash equivalent <sup>4</sup>
<b>Counterparties with external credit rating<sup>1</sup>:</b>	0.00	0.00	0.00	0.00	0.00	528 820.21	182 673.01
Prime and high grade	0.00				n/a	528 820.21	182 673.01
Upper medium grade					n/a		
Lower medium grade					n/a		
Non-investment grade					n/a		
Unassigned					n/a		
<b>Counterparties without external credit rating:</b>	0.00	0.00	0.00	2300.00	0.00	0.00	0.00
Group 1 - Debtors who never defaulted			n/a	2300.00			
Group 2 - Debtors who defaulted in the past			n/a		n/a		

<sup>1</sup> Counterparties with external credit rating, please find the table of correspondence in sheet "Table of rating".

<sup>2</sup> Available for sale financial assets: bonds and other debt instruments -> equity instruments to be excluded

<sup>3</sup> Please find the rating of member states in the sheet "Rating Member states"

<sup>4</sup> Please indicate the name of the bank in the box below

### The name of the bank

Banque et Caisse d'Epargne Luxembourg

#### 4.8.4. Liquidity risk

Liquidity risk is the risk that arises from the difficulty of selling an asset; for example, the risk that a given security or asset cannot be traded quickly enough in the market to prevent a loss or meet an obligation. Liquidity risk arises from the on-going financial obligations, including settlement of payables.

EU budget principles ensure that overall cash resources for a given year are always sufficient for the execution of all payments.

The totality of ESA's appropriations (100%) consists of a contribution from the EC, which is generally received in one instalment at the beginning of the year (except when a budget



amendment takes place), while payments are executed during the whole year. Interest from bank deposits (considered as immaterial) is paid up annually, in December.

In the future, the Agency will have no own revenues. The budget is estimated to be wholly financed by a Commission contribution.

ESA manages liquidity risk by continually monitoring forecasted and actual cash flows.

In case of need, there is the possibility of immediate or short-term withdrawal of cash.

The entity's liabilities have remaining contractual maturities as summarised below (accrued charges are excluded):

Liquidity risk				
At 31/12/2019	< 1 year	1 - 5 years	> 5 years	Total
Payables with third parties	0.00			0.00
Payables with EU entities	5 544.03			5 544.03
<b>Total liabilities</b>	<b>5 544.03</b>	<b>0.00</b>	<b>0.00</b>	<b>5 544.03</b>



## 5. REPORT ON THE IMPLEMENTATION OF THE BUDGET

### 5.1. BUDGETARY PRINCIPLES AND STRUCTURE

#### 5.1.1. Legal basis

The Agency is endowed with legal personality and financial autonomy (Art.54 of the Euratom Treaty), and it operates under the supervision of the Commission (Art.53 of the Euratom Treaty) on a non-profit making basis.

The legal basis for the implementation of the budget consists of the following:

Treaty/Decision	Date	Mission / Tasks / Functions
Treaty establishing the European Atomic Energy Community and in particular Articles 52, 53 and 54 thereof (OJ L 27, 6.12.1958, p.534).	6/12/1958	Establishment of the Euratom Supply Agency
Council Decision 2008/114/EC, Euratom (OJ L41, 15.2.2008, p. 15) and in particular Articles 4 et sq. of the Annex thereto.	12/2/2008	Statutes for the Euratom Supply Agency
Regulation (EU, Euratom) No 966/2012 of the European Parliament and of the Council on the financial rules applicable to the general budget of the Union and repealing Council regulation (EC, Euratom) No1605/2002 (OJ L 298,26.10.2012), and in particular article 1 (2) thereof.	26/10/2012	Financial Regulation applicable to the Agency
Regulation (EU, Euratom) 2018/1046 of the European Parliament and of the Council on the financial rules applicable to the general budget of the Union repealing Regulation (EU, Euratom) No 966/2012, and in particular article 68 thereof.	3/8/2018	Financial Regulation applicable to the Agency

According to Article 68 of the Financial Regulation 2018<sup>24</sup>, which stipulates that "*This regulation shall apply to the implementation of the budget for the Euratom Supply Agency*", the budgetary accounts of ESA are kept in accordance with this Regulation.

Pursuant to Article 7 of the Statutes for the Euratom Supply Agency<sup>25</sup> :

- The revenue and expenditure shown in the budget shall be in balance.
- The Agency's revenue shall consist of a contribution from the Community, bank interest and income from its capital and bank investments, and, if necessary, a charge as provided for in Article 54 of the Treaty<sup>26</sup> and borrowings.

<sup>24</sup> Regulation (EU, Euratom) 2018/1046

<sup>25</sup> Council Decision 2008/114/EC, Euratom of 12 February 2008 establishing Statutes for the Euratom Supply Agency (OJ L 41, 15/2/2008, p. 15), and in particular Articles 4, 6 and 7 of the Annex thereto.

<sup>26</sup> Treaty establishing the European Atomic Energy Community and in particular Articles 52, 53 and 54 thereof (OJ L 27, 6/12/1958, p.534)



- The expenditure of the Agency shall consist of administrative expenses of its staff and of the Committee, as well as expenses resulting from contracts entered into with third parties.

Off-budget expenditures represent the majority of ESA's administrative expenses, which are financed directly by the Commission, on the appropriate lines of the EU budget. Salaries are paid by the Commission and not charged to the Agency's budget, in line with the provisions of Article 4 of ESA's statutes. The basic categories of off-budget expenditure include salaries; other staff expenses like training; buildings, furniture, and part of IT equipment.

Revenues	%	Expenditure	%
EC Contribution	100%	Administrative expenses	100%
Bank Interest	0%	<i>Expenses resulting from contracts entered into with 3rd parties<sup>27</sup></i>	0%
Income from investments	0%		

### 5.1.2. Budgetary principles

The budget of ESA has been established in compliance with the principles of unity, budget accuracy, annuality, equilibrium, unit of account, universality, specification, sound financial management and transparency as set out in the Financial Regulation of the EU.

- The principle of unity and budget accuracy** means that all ESA's revenue and expenditure, when this is charged to the budget, must be incorporated in a single budget document, which is the vehicle for every item of expenditure and revenue.
- The principle of annuality** means that appropriations cover the requirements of a specific financial year and may be used only during that year (from 1 January to 31 December).
- The principle of equilibrium** between revenue and expenditure is respected mathematically when the budget is drawn up so as revenue and payment appropriations to be in balance. However, the revenue outturn can be higher or lower than forecast.
- The principle of unit of account** means that the budget must be drawn up and implemented in euro and that the accounts must be presented in euro.
- The principle of universality** means that total revenue covers total expenditure without any specific link between a given item of revenue and a given item of expenditure.
- The principle of specification** means that appropriations may be used only for the purpose for which they have been provided and shall be earmarked for specific reasons by title and chapter; the chapters shall be further subdivided into articles and items.
- The principle of sound financial management** dictates that budget appropriations must be used in accordance with the principles of **economy** (requires that the resources used in the pursuit of an activity be made available in due time, in appropriate quantity and quality and at the best price), **efficiency** (best relationship between resources employed and results achieved) and **effectiveness** (attaining the specific objectives set and the intended results).

<sup>27</sup> According to Art 54 of Euratom Treaty which has never entered into force until today.



h) The principle of transparency takes the form of a requirement to publish the budget, amending budgets and financial statements and a requirement to provide the budgetary authority and the Court of Auditors with certain information.

### 5.1.3. Budgetary structure

The budget structure for ESA consists only of administrative appropriations and has only non-differentiated appropriations, meaning that the commitment and the payment appropriations are of the same amount. The Agency does not manage operational budget lines and does not provide grants.

#### Origin of Appropriations

The possibility for ESA to collect a charge on transactions in order to defray its operating expenses, as per Article 54 of the Euratom Treaty, was postponed sine die, by the Council, in 1960. Consequently, the major part of the Agency's administrative expenses has to be covered by the European Commission (the Agency's, only own income, being the interests on its capital).

The Commission support to the Agency consists in:

i. *A contribution:* Since 1960, the Agency has been granted a contribution by the Commission; with the exception of the period 2008-2011, when ESA did not manage an own budget and all its needs were directly covered by the Commission services (DG ENER). In 2019, ESA was granted a contribution of EUR 223 000 (EUR 123 000 in 2018), under the EU budget headings: a) 32.01.07 - "Euratom Contribution for operation of the Supply Agency" and b) 32.02.02 – "Support activities for the European energy policy and internal energy market".

The Agency's total own-managed budget of the year amounted to 223 248.66 EUR (including the cashed revenues in 2019 from bank interest amounting to EUR 248.66).

ii. *Staff salaries:* In accordance with Article 4 of the ESA's Statutes<sup>28</sup>, the staff of the Euratom Supply Agency is European Commission staff. The officials are appointed by, and their salaries are paid directly by, the Commission; hence, their remuneration is not borne by the Agency's budget. In 2019, according to an internal estimate based on the DG BUDG-proposed methodology for the average cost of an official<sup>29</sup>, the salaries of the Agency's staff, covered by the Commission, amounted to EUR 2 130 100.

iii. *Advantages in kind:* Real estate expenses, furniture, IT, etc. According to the same internal estimate, the Agency's total cost, covered by the Commission (the contribution not included), amounted, in 2019, to 2 550 000 EUR; if staff salaries are deducted (i.e. EUR 2 130 100), the remaining costs totalled EUR 419 900 (ref. § 4.6.3.1).

Provided that its independence is not jeopardised, the Euratom Supply Agency welcomes the economies of scale obtained through the direct coverage of several of its administrative needs by the Commission.

<sup>28</sup> Council Decision 2008/114/EC, Euratom of 12 February 2008 establishing Statutes for the Euratom Supply Agency; OJ L 41, 15/2/2008, p. 15

<sup>29</sup> Circular note of DG BUDGET to RUF members - ARES(2019)7332984 of 28/11/2019[ FR ]



#### **5.1.4. Budgetary procedure**

Pursuant to Art.7 of ESA Statutes, every year, the Director General shall produce an estimate of revenue and expenditure for the Agency for the following financial year. This estimate, which shall include a draft establishment plan, shall be forwarded to the Commission by 31 March after obtaining the opinion of the Advisory Committee.

On the basis of the estimate, the Commission shall enter in the preliminary draft general budget of the European Union the estimates it deems necessary for the establishment plan and the amount of the subsidy to be charged to the general budget.

In the framework of the budgetary procedure, the budget authority shall authorise the appropriations for the subsidy to the Agency and shall adopt the establishment plan for the Agency, which shall appear separately in the establishment plan of the Commission.

The budget shall be adopted by the Commission. It shall become final following final adoption of the general budget of the European Union. Where appropriate, it shall be adjusted accordingly. The Agency's budget shall be published on its website.

#### **5.1.5. Audit by the European Court of Auditors**

The European Court of Auditors (ECA) performs an audit of ESA's financial and budgetary accounts and the underlying transactions on an annual basis in line with internationally accepted public-sector auditing standards. The Court's responsibility is to provide the European Parliament and the Council with a statement of assurance as to the reliability of the annual accounts and the legality and regularity of the underlying transactions. ESA duly notes the Court's observations and takes the necessary measures as needed. It also follows carefully the observations of cross-cutting nature accompanying the Annual Report of the EU agencies<sup>30</sup>. In 2019, the audit mission for the 2019 financial accounts has taken place from 11 to 13/3/2020.

#### **5.1.6. Discharge**

The European Parliament, acting on a Council recommendation, is the discharge authority for ESA. On 26 March 2019, the European Parliament granted ESA's Director General Discharge for the implementation of the budget for the 2017 financial year<sup>31</sup>.

---

<sup>30</sup> [https://www.eca.europa.eu/Lists/ECADocuments/AUDITINBRIEF\\_AGENCIES\\_2018/AUDITINBRIEF\\_AGENCIES\\_2018\\_EN.pdf](https://www.eca.europa.eu/Lists/ECADocuments/AUDITINBRIEF_AGENCIES_2018/AUDITINBRIEF_AGENCIES_2018_EN.pdf)

<sup>31</sup> European Parliament decision of 26/3/2019 (P8\_TA-PRO V (2019)0280, 2018/2199(DEC)), Ares(2019)3670352 7/6/2019.



## 5.2. BUDGETARY IMPLEMENTATION

### 5.2.1. BUDGET IMPLEMENTATION AT A GLANCE

<b>EC Contribution</b> <sup>(1)</sup>	• EUR 223 000.00
<b>Committed Appropriations</b> <sup>(2)</sup>	• EUR 222 689.31 (C1) • EUR 30 673.59 (C8)
<b>Payment Appropriations</b> <sup>(3)</sup>	• EUR 91 551.75 (C1) • EUR 25 457.12 (C8)

(1) Funds cashed in Year N, excluding assigned revenues.

(2) Funds committed in Year N (fund source C1 and C8), excluding appropriations arising from assigned revenues.

(3) Funds paid in Year N (fund sources C1 and C8), excluding appropriations arising from assigned revenues.

### 5.2.2. Adopted Budget

The final budget appropriations for the financial year 2019 for payments and commitments were EUR 223 000<sup>32</sup> (EUR 123 000 in 2018), financed in its entirety by the EC Contribution under the EU budget heading 32.01.07 - "Euratom Contribution for operation of the Supply Agency" and 32.02.02 - "Support activities for the European energy policy and internal energy market".

The initial budget<sup>33</sup> of the Agency amounted to EUR 123 000.

A budget amendment<sup>34</sup> has been approved later during the year, reinforcing the Agency's revenue by EUR 100 000 for the support of an IT project related to the development of a nuclear-contracts' application.

In accordance with Art. 29 of EU Financial Regulation, internal transfers<sup>35</sup> within its own section of the budget appeared necessary once in the course of the year i.e. from one title to another or from one chapter to another (§5.5).

### 5.2.3. Revenues cashed

In 2019, total cashed revenues for the budget 2019 were EUR 223 248.66 (EUR 123 248.54 in 2018). ESA was granted an increased EC contribution of EUR 223 000, higher by 81% in comparison to 2018 (123 000).

<sup>32</sup> Used for the calculation of the budget execution rate.

<sup>33</sup> C(2018) 8293 of 11.12.2018

<sup>34</sup> C(2019) 6417 of 12.9.2019

<sup>35</sup> Ares(2019)6932910 of 8.11.2019 - Euratom Supply Agency: Intended internal transfers for budget 2019



Apart from the EC contribution, representing 99.9% of its cashed revenues, the Agency issued a recovery order for the bank interest (arising from the financial year 2018) of the Agency's capital held in bank accounts amounting at EUR 248.66 or 0.1% of revenues ( EUR 248.54 in 2018).

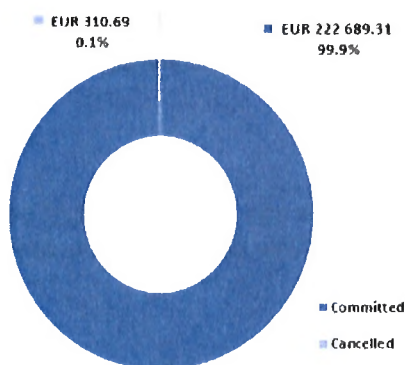
Revenues	Amounts in EUR	%
EC Contribution	223 000.00	99.9%
Bank Interest	248.66	0.1%
<b>Total</b>	<b>223 248.66</b>	<b>100%</b>

#### 5.2.4. Commitments of the current year - C1

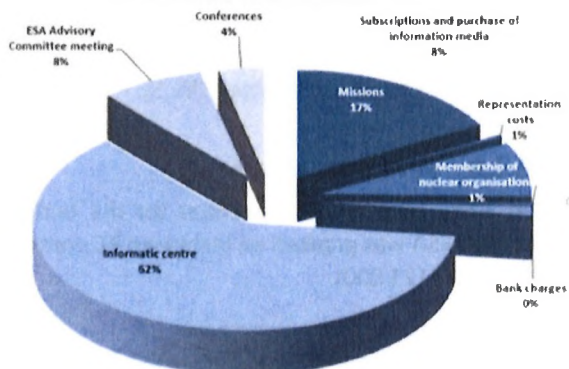
The executed commitment amount in 2019 totalled EUR 222 689.31, giving an implementation rate of 99.9% of available appropriations. This compares to 2018 executed commitments of EUR 120 343.83 (or 98%). The basic expenditure categories are: the informatics centre, the mission costs, the organisation of the biannual advisory committee meetings and the subscription and purchase of information media.

C1 Funds of the year	Amounts in EUR	%
Commitment Appropriations	EUR 223 000.00	
Executed commitments	EUR 222 689.31	99.9%
Cancelled appropriations	EUR 310.69	0.01%

#### Implementation rate 99.9% in 2019



#### Allocation of Commitments - C1







### 5.2.5. Cancellation of appropriations of the current year (C1)

Uncommitted appropriations (C1) of the current year 2019 amounted to EUR 310.69 or 0.01% (EUR 2 656.17 in 2018).

### 5.2.6. Payments of the current year C1

The executed payments in 2019 amounted to EUR 91 551.75, giving an implementation rate of 41% of available appropriations. This compares to payments in 2018 of EUR 89 670.24 (or 73%).

C1 Funds	Amounts in EUR	%	
Payments Appropriations (1)	EUR 223 000.00		
Executed commitments (2)	EUR 222 689.31	100%	(2)/(1)
Executed Payments (3)	EUR 91 551.75	41%	(3)/(1)

### 5.2.7. Outstanding commitments

The carrying forward of outstanding commitments (RAL, committed amounts not yet paid for) of 2019 to the financial year 2020 stood at EUR 131 137.56 or 59% of committed amounts (EUR 30 673.59 or 25% in 2018). The increased amounts involves signed IT service contracts for an IT project implementation for which the Agency has received an additional EC contribution, at the end of the year. None of the relevant IT service contracts has been completed at year-end.

C1 Funds	Amounts in EUR	%	
Carrying forward of outstanding commitments to 2020 (RAL) (4)	EUR 131 137.56	59%	(4)/(2)

### 5.2.8. Appropriations carried over from previous year – C8

Carry-over of payment appropriations from the current year 2018 to 2019 amounted to EUR 30 673.59 (EUR 29 817.72 in 2018).

Payments executed in the current year with under carry-overs (C8) from the previous year totalled to EUR 25 457.12, giving an execution rate of 83% on carried-over (C8) funds.

Cancellation of carried-over (C8) payment appropriations carried over from the previous year amounts to EUR 5 216.47 or 17% of the C8 budget. Cancellations were reduced in comparison to 2018 (EUR 6241.16 or 21%). The cancelled appropriations involve un-decommitted funds intended to cover the biannual organisation of the Advisory Committee meetings, which remained unused. The annual estimate is calculated on the basis of full participation of the AC members but not all of them attended both meetings in 2018.



Carried over (C8) funds from previous year	Amounts in EUR	%
Appropriations carried over from 2018	EUR 30 673.59	
Payments executed on C8 funds	EUR 25 457.12	83%
Cancelled appropriations on C8 funds	EUR 5 216.47	17%



### 5.3. BUDGETARY OUTTURN ACCOUNT

The Agency's budgetary outturn is calculated at EUR 5 544.03, to be returned to the EU budget.

#### 5.3.1. Budgetary outturn calculation

The revenue entered in the accounts is the amount actually received during the course of the year. For the purposes of calculating the budget result for the year, expenditure comprises payments made against the year's appropriations plus any of the appropriations for that year that are carried over to the following year. Payments made against the year's appropriations means payments that are made by the accounting officer by 31 December of the financial year.

The following are added to or deducted from the resulting figure:

- the net balance of cancellations of payment appropriations carried over from previous years and
- the balance of exchange-rate gains and losses recorded during the year.

(Amounts in EUR)

EURATOM SUPPLY AGENCY		BUDGET OUTTURN ACCOUNT FOR THE FINANCIAL YEAR 2019	
		2019	2018
<b>REVENUE</b>			
	Balancing Commission subsidy	-	123,000.00
	Other subsidy from Commission (Phase 2PA Delegation agreement...)	+	223,600.00
	Fee income	+	
	Other income	-	248.54
	<b>TOTAL REVENUE (a)</b>	<b>223,248.66</b>	<b>123,248.64</b>
<b>EXPENDITURE</b>			
<i>Title I: Staff</i>			
	Payments	33,291.48	35,778.99
	Appropriations carried over to the following year	-	4,821.01
<i>Title II: Administrative Expenses</i>			
	Payments	126,260.27	123,891.25
	Appropriations carried over to the following year	-	26,052.58
<i>Title III: Operating Expenditure</i>			
	Payments		
	Appropriations carried over to the following year		
	<b>TOTAL EXPENDITURE (b)</b>	<b>222,589.31</b>	<b>120,343.83</b>
	<b>OUTTURN FOR THE FINANCIAL YEAR (a-b)</b>	<b>659.35</b>	<b>2,904.71</b>
	Cancellation of unused payment appropriations carried over from previous year	+	6,241.10
	Adjustment for carry-over from the previous year of appropriations available at 31.12 arising from assigned revenue	+	
	Exchange differences for the year (gain -/loss...)	+	120.79
	<b>BALANCE OF THE OUTTURN ACCOUNT FOR THE FINANCIAL YEAR</b>	<b>5,544.03</b>	<b>9,266.66</b>
	Balance year N-1	-	9,266.66
	Positive balance from year N-1 reimbursed in year N to the Commission	-	9,266.66
	<b>Result used for determining amounts in general accounting</b>	<b>5,544.03</b>	<b>9,266.66</b>
	Commission subsidy - agency registers accrued revenue and Commission accrued expense	217,465.97	
	Pre-financing remaining open to be reimbursed by agency to Commission in year N+1	5,544.03	

#### 5.4. RECONCILIATION OF ACCRUAL BASED RESULT WITH BUDGET RESULT

The economic result (financial performance) of the year is calculated on the basis of accrual accounting principles. The budget result is however based on modified cash accounting rules, in accordance with the Financial Regulation. In the latter, only payments made and revenue cashed in the period as well as carry-over of appropriations are recorded. As the economic result and the budget result both cover the same underlying operational transactions, their reconciliation is a useful control.

Amounts in EUR		2019	2018
<b>ECONOMIC RESULT OF THE YEAR (N=2019)</b>		<b>106 535.12</b>	<b>(7,140.50)</b>
<b>Adjustments for accrual items</b>			
(items included in the economic result but not in the budgetary result)			
Accrual cut-off (reversal 31.12.N-1) (net)	+/-	5 249.19	9 585.25
Accrual cut-off (cut-off 31.12.N) (net)	+/-	(6 198.88)	(5 259.68)
Unpaid invoices at year end but booked in charges	+	0.00	0.00
Depreciation/amortisation of assets	+	8 564.98	8 184.37
Provisions	+	0.00	0.00
Recovery orders issued in year N and not yet cashed	-	0.00	0.00
Payments made from carry-over of payment appropriations	+	25 457.12	23 576.56
Other	+/-	0.00	7.00
<b>Adjustments for budgetary items</b>			
(items included in the budgetary result but not in the economic result)			
Assets acquisitions (less unpaid amounts)	-	(13 686.43)	(4 520.57)
Pre-financing received in year N and remaining open as at 31.12.N	+	5 544.03	9 266.66
Payment appropriations carried over to N+1	-	(131 137.56)	(30 673.59)
Cancellation of unused carried over appropriation from N-1	+	5 216.47	6 241.16
Other	+/-	0.00	0.00
<b>BUDGETARY RESULT</b>		<b>5 544.03</b>	<b>9 266.66</b>



## 5.5. BUDGETARY TABLES & FINANCIAL STATEMENTS OF 31/12/2019

GF code	Comp code	Bus. area	Textus	Reporting period (01.2019-12.2019)	Comparison period (01.2018-12.2018)	Absolute difference	Rel. diff.	Summ. level
			<b>STATEMENT OF FINANCIAL PERFORMANCE</b>					
			<b>I. ECONOMIC RESULT OF THE YEAR (CALCULATED)</b>	106.535,12	7.140,50-	113.675,62	1592,0	*2*
			II. SURPLUS/DEFICIT					
			II.1 REVENUES					
			II.1.1. NON-EXCHANGE REVENUES					
			II.1.1.6. OTHER NON-EXCHANGE REVENUES					
			II.1.1.6.6. Consolidated EC Entities					
EUAT			74009500 Subsidy of the commission	217.455,97-	113.733,34-	103.722,63-	91,2-	*6*
				217.455,97-	113.733,34-	103.722,63-	91,2-	*5*
				217.455,97-	113.733,34-	103.722,63-	91,2-	*4*
			II.1.2. EXCHANGE REVENUES					
			II.1.2.1. FINANCIAL INCOME					
			II.1.2.1.2. INTEREST REVENUES					
			II.1.2.1.2.4. INTEREST CASH&CASH EQUIVALENTS					
EUAT			75016000 Bank Interest	248,78-	248,66-	0,12-		*7*
				248,78-	248,66-	0,12-		*6*
				248,78-	248,66-	0,12-		*5*
			II.1.2.2. OTHER EXCHANGE REVENUE					
			II.1.2.2.4. EXCH RATE DIFF GAINS FROM OP ACT					
EUAT			74850000 Realised Exchange Rate Gains	53,23-	243,31-	190,08	78,1	
EUAT	H000		74850000 Realised Exchange Rate Gains	295,22-	211,90-	83,32-	39,3-	
				348,45-	455,21-	106,76	23,5	*6*
				348,45-	455,21-	106,76	23,5	*5*
				597,23-	703,87-	106,64	15,2	*4*
				218.053,20-	114.437,21-	103.615,99-	90,5-	*3*
			II.2. EXPENSES					
			II.2.8. FINANCE COSTS					
			II.2.8.2. OTHER FINANCIAL EXPENSES					
			II.2.8.2.1. OTHER FINANCIAL EXPENSES					
			II.2.8.2.1.1. OTHER FINANCIAL EXPENSES					
EUAT			65025000 Other financial expenses	96,73-	67,32	164,05-	243,7-	
EUAT	H000		65025000 Other financial expenses	441,75	450,50	8,75-	1,9-	
				345,02	517,82	172,80-	33,4-	*8*
				345,02	517,82	172,80-	33,4-	*7*
				345,02	517,82	172,80-	33,4-	*6*
				345,02	517,82	172,80-	33,4-	*5*
			II.2.10. OTHER EXPENSES					
			II.2.10.1. OTHER					
			II.2.10.1.1. Administrative and IT exp.					
EUAT			61010000 Office Supplies & maintenance	4.910,11	12.733,16	7.823,05-	61,4-	
EUAT	H000		61010000 Office Supplies & maintenance	43.226,10	46.489,90	3.263,80-	7,0-	
EUAT	H000		61070000 Training Costs	700,87	0,00	700,87		
EUAT			61080000 Missions	1.384,21-	930,21	2.314,42-	248,8-	
EUAT	H000		61080000 Missions	36.554,75	36.137,10	417,65	1,2	
EUAT			61085000 Experts and related expenditure	289,70-	606,80	896,50-	147,7-	
EUAT	H000		61085000 Experts and related expenditure	17.740,27	15.118,33	2.621,94	17,3	
				101.458,19	112.015,50	10.557,31-	9,4-	*8*
			II.2.10.1.1.2. Other Expenses					
EUAT	H000		61095000 OTHER EXTERNAL SERVICE PROVIDER (NON-IT	569,65	525,60	44,05	8,4	
				569,65	525,60	44,05	8,4	*8*
				102.027,84	112.541,10	10.513,26-	9,3-	*7*
				102.027,84	112.541,10	10.513,26-	9,3-	*6*

Company code EUAT Business area \*\*\*\*

Amounts in EUR

Comp Code	Business Area	Texts	Reporting period (01.2019-16.2019)	Comparison period (01.2018-16.2018)	Absolute difference	Rel. dif.	Summ. level
		11.2.10.4 Fixed asset related expenses					
		11.2.10.4.1. PPE related expenses					
EUAT		63020000 Depreciation of tangible fixed assets	7.874,98	7.494,37	380,61	5,1	
			7.874,98	7.494,37	380,61	5,1	*7*
		11.2.10.4.2. Intangibles related expenses					
EUAT		63010000 Depreciation of intangible fixed assets	699,00	690,00	0,00		
			690,00	690,00	0,00		*7*
			8.564,98	8.184,37	380,61	4,7	*6*
		11.2.10.5. EXCH RATE DIFF LOSSES FROM OP ACT					
EUAT		64850000 Realised Exchange Rate Losses	285,02	122,52	162,50	132,6	
EUAT	H000	64850000 Realised Exchange Rate Losses	295,22	211,90	83,32	39,3	
			580,24	334,42	245,82	73,5	*6*
			111.173,06	121.059,89	9.886,83-	8,2-	*5*
			111.518,08	121.577,71	10.059,63-	8,1-	*4*
			111.518,08	121.577,71	10.059,63-	8,1-	*3*
			106.535,12-	7.140,50	113.675,62-	1592,0-	*2*
			0,00	0,00	0,00		*1*

Company code EUAT Business area \*\*\*\*

Amounts in EUR

Comp Code	Busi area	Texts	Reporting period (01.2019-12.2019)	Comparison period (01.2018-12.2018)	Absolute difference	Rel diff	Summ level
		<b>ASSETS</b>					
		A. I. NON CURRENT ASSETS					
		A. I. 1. INTANGIBLE ASSETS					
		A. I. 1. 1. Computer Software					
EUAT		A. I. 1. 1. 1. Computer Software-Gross Amount					
EUAT		21001000 Computer software	6.009,66	6.009,66	0,00		
EUAT		21001001 Manual Assets Computer Software	10.663,00	10.663,00	0,00		
			16.672,66	16.672,66	0,00		*5*
EUAT		A. I. 1. 1. 2. Computer Software-Accum Deprec					
EUAT		21008000 Computer software - Depreciation	5.434,66	4.744,66	690,00	14,5	
EUAT		21008001 Manual Assets Computer Software - Depre	10.663,00	10.663,00	0,00		
			16.097,66	15.407,66	690,00	4,5	*5*
			575,00	1.265,00	690,00	54,5	*4*
			575,00	1.265,00	690,00	54,5	*3*
		A. I. 2. PROPERTY, PLANT AND EQUIPMENT					
		A. I. 2. 2. Plants and Equipment					
EUAT		A. I. 2. 2. 1. Plants and Equipment-Gross Amount					
EUAT		23001000 Plant, Machinery & Equipment	1.266,17	1.266,17	0,00		
			1.266,17	1.266,17	0,00		*5*
EUAT		A. I. 2. 2. 2. Plants and Equipment-Accum Deprec					
EUAT		23008000 Plant, Machinery & Equipment - Deprecia	1.266,17	1.266,17	0,00		
			1.266,17	1.266,17	0,00		*5*
			0,00	0,00	0,00		*4*
		A. I. 2. 3. Furniture and Vehicles					
EUAT		A. I. 2. 3. 1. Furniture and Vehicles-Gross Amount					
EUAT		24001001 Manual assets Furniture and Vehicules	6.222,82	6.222,82	0,00		
			6.222,82	6.222,82	0,00		*5*
EUAT		A. I. 2. 3. 2. Furniture and Vehicles-Accum Deprec					
EUAT		24008001 Manual Furniture and Vehicles - Depr	6.222,82	6.222,82	0,00		
			6.222,82	6.222,82	0,00		*5*
			0,00	0,00	0,00		*4*
		A. I. 2. 4. Computer Hardware					
EUAT		A. I. 2. 4. 1. Computer Hardware - Gross Amount					
EUAT		24101000 Computer hardware	52.670,77	43.913,34	8.757,43	19,9	
EUAT		24101001 Manual Computer Hardware	28.679,76	23.750,76	4.929,00	20,8	
			81.350,53	67.664,10	13.686,43	20,2	*5*
EUAT		A. I. 2. 4. 2. Computer Hardware - Accum Deprec					
EUAT		24108000 Computer Hardware - Depreciation	34.366,51	31.420,53	2.945,98	9,4	
EUAT		24108001 Manual assets Computer Hardware - Depr	28.679,77	23.750,77	4.929,00	20,8	
			63.046,28	55.171,30	7.874,98	14,3	*5*
			18.304,25	12.492,80	5.811,45	46,5	*4*
		A. I. 2. 5. Other Fixtures&Fittings					
EUAT		A. I. 2. 5. 1. Other Fixtures&Fittings Gross Amnt					
EUAT		24201000 Other Fixtures and Fittings	1.369,26	1.369,26	0,00		
			1.369,26	1.369,26	0,00		*5*
EUAT		A. I. 2. 5. 2. Other Fixtures&Fittings-Accum Depr					
EUAT		24208000 Other Fixtures and Fittings - Depreciat	1.369,26	1.369,26	0,00		
			1.369,26	1.369,26	0,00		*5*
			0,00	0,00	0,00		*4*
			18.304,25	12.492,80	5.811,45	46,5	*3*
			18.879,25	13.757,80	5.121,45	37,2	*2*
		A. II. CURRENT ASSETS					
		A. II. 3. CURRENT EXCHANGE RECEIVABLES AND NON-EXCHANGE RECOVERABLES					
		A. II. 3. 1. EXCHANGE RECEIVABLES					
		A. II. 3. 1. 3. Deferred Charges Exchange					
		A. II. 3. 1. 3. 1. DEFERRED CHARGES					



Company code EUAT Business area \*\*\*\*

Amounts in EUR

Comp Code	Bus Area	Texts	Reporting period (01.2019-12.2019)	Comparison period (01.2018-12.2018)	Absolute difference	Rel diff	Signif level
EUAT		49000000 Deferred charges exchange	7.892,21	8.186,67	294,46-	3,6-	
		A.11.3.1.4. Other Exchange Receivables	7.892,21	8.186,67	294,46-	3,6-	*6*
		A.II.3.1.4.1. SUNDRY RECEIVABLES	7.892,21	8.186,67	294,46-	3,6-	*5*
		A.II.3.1.4.3.2. PERSONNEL					
EUAT		45321000 Avances sur frais de missions	2.300,00	0,00	2.300,00		*7*
			2.300,00	0,00	2.300,00		*6*
			2.300,00	0,00	2.300,00		*5*
			10.192,21	8.186,67	2.005,54	24,5	*4*
			10.192,21	8.186,67	2.005,54	24,5	*3*
		A.11.6. CASH AND CASH EQUIVALENTS					
		A.II.6.1. BANK ACCOUNTS COMMISSION					
		A.II.6.1.3. CURRENT ACCOUNTS					
EUAT		55092000 Banque & Caisse Epargne Etat- Luxembourg	182.673,01	88.590,46	94.082,55	106,2	
EUAT		55092002 Banque & Caisse Epargne Etat- Luxembourg	0,00	493,67	493,67	100,0-	
EUAT		55092003 Banque & Caisse Epargne Etat- Luxembourg	528.820,21	528.571,43	248,78		
			711.493,22	617.655,56	93.837,66	15,2	*5*
			711.493,22	617.655,56	93.837,66	15,2	*4*
			711.493,22	617.655,56	93.837,66	15,2	*3*
			721.685,43	625.842,23	95.843,20	15,3	*2*
			740.564,68	639.600,03	100.964,65	15,8	*1*

Company code EUAT Business area \*\*\*\*


Amounts in EUR

Comp code	Bus area	Texts	Reporting period (01.2019-16.2019)	Comparison period (01.2018-16.2018)	Absolute difference	Net dif	Summ level
		<b>LIABILITIES</b>					
		<b>P. II. CURRENT LIABILITIES</b>					
		<b>P. II.4. CURRENT PAYABLES</b>					
		<b>P. II.4.1. CURRENT PAYABLES</b>					
		<b>P. II.4.1.2. SUNDRY PAYABLES</b>					
EUAT		49970000 Virements à reimputer en attente	0,00	614,30-	614,30	100,0	
			0,00	614,30-	614,30	100,0	*5*
			0,00	614,30-	614,30	100,0	*4*
		<b>P. II.4.2. CONSOLIDATED EC ACCOUNTS PAYABLES</b>					
		<b>P. II.4.2.1. ECES: Consol EC Pre-fin Received</b>					
EUAT		44790000 Prefinancing Commission subsidy for age	5.544,03-	9.266,66-	3.722,63	40,2	
			5.544,03-	9.266,66-	3.722,63	40,2	*5*
			5.544,03-	9.266,66-	3.722,63	40,2	*4*
			5.544,03-	9.880,96-	4.336,93	43,9	*3*
		<b>P. II.5. CURRENT ACCRUED CHARGES AND DEFERRED INCOME</b>					
		<b>P. II.5.1. ACCRUED CHARGES</b>					
EUAT		49055000 Accrued charges	1.942,11-	3.175,65-	1.233,54	38,8	
			1.942,11-	3.175,65-	1.233,54	38,8	*4*
		<b>P. II.5.3.OTHER PASSIVE ACCRUALS AND DEFERRALS</b>					
EUAT		49921000 intérêts à imputer	5.299,50-	5.299,50-	0,00		
EUAT	PA32	49921000 intérêts à imputer	0,00	0,00	0,00		
			1.942,11-	3.175,65-	1.233,54	38,8	*4*
			7.486,14-	13.056,61-	5.570,47	42,7	*3*
		<b>P. III. NET ASSETS/LIABILITIES</b>					
		<b>P. III.2. Accumulated Surplus/Deficit</b>					
		<b>P. III.2.1. Accumulated Surplus / Deficit</b>					
		<b>P. III.2.1.1. Accumul ec results prior years</b>					
EUAT		14000000 Automatic-Accumulated economic result p	35.643,92-	42.784,42-	7.140,50	16,7	
EUAT	PA32	14000000 Automatic-Accumulated economic result p	5.299,50-	5.299,50-	0,00		
			40.943,42-	48.083,92-	7.140,50	14,9	*5*
		<b>P. III.2.2.4. Other Acc Result Entries</b>					
EUAT		14400000 Joint Undertaking : Contributions from	585.600,00-	585.600,00-	0,00		
			585.600,00-	585.600,00-	0,00		*5*
			626.543,42-	633.683,92-	7.140,50	1,1	*4*
		<b>P. III.2.2. ECON RESULT OF THE YEAR (PROFIT)</b>					
			106.535,12-	0,00	106.535,12-		*4*
		<b>P. III.2.3. ECONOMIC RESULT OF THE YEAR (LOSS)</b>					
			0,00	7.140,50	7.140,50-	100,0-	*4*
			733.078,54-	626.543,42-	106.535,12-	17,0-	*3*
			733.078,54-	626.543,42-	106.535,12-	17,0-	*2*
			740.564,68-	639.600,03-	100.964,65-	15,8-	*1*

Company code EUAT Business area \*\*\*\*

Amounts in EUR

C	Comp	Bus.	Texts	Reporting period	Comparison period	Absolute	Rel.	Summ.
E	code	area		(01.2019-12.2019)	(01.2018-12.2018)	difference	diff.	level
	EUAT	0000	05555555 NewGL Zero Balance Account	99.233,39	98.721,43	511,96	0,5	
	EUAT	0000	05555555 NewGL Zero Balance Account	99.233,39	98.721,43-	511,96-	0,5-	
				0,00	0,00	0,00		*1*




## Budgetary Execution by Department

Budget Year: 2019 / Official Budget Position: % / Fund Mgt Center: % / Financial Mgt Area: AAEU

C1

Budget line	Official Budget Item Desc (Fr)	Commit. Approp. Transact. Amnt. (1)	Executed Commitment Amnt. (2)	% Committed (2/1)	Credit Not Used (1-2)	Payment Approp. Transact. Amnt. (3)	Executed Payment Amnt. (4)	% Paid (4/3)	R A L (2-4)
A-1300	Mission expenses travel and other in	37.600,00	37.600,00	100,00 %	0,00	37.600,00	32.494,03	86,42 %	5.105,97
	<b>Total</b>	<b>37.600,00</b>	<b>37.600,00</b>		<b>0,00</b>	<b>37.600,00</b>	<b>32.494,03</b>		<b>5.105,97</b>
A-1700	Entertainment and representation ex	800,00	797,45	99,68 %	2,55	800,00	797,45	99,68 %	0,00
	<b>Total</b>	<b>800,00</b>	<b>797,45</b>		<b>2,55</b>	<b>800,00</b>	<b>797,45</b>		<b>0,00</b>
A-2255	Subscriptions and purchase of infor	18.340,00	18.279,05	99,67 %	60,95	18.340,00	17.048,62	92,96 %	1.230,43
	<b>Total</b>	<b>18.340,00</b>	<b>18.279,05</b>		<b>60,95</b>	<b>18.340,00</b>	<b>17.048,62</b>		<b>1.230,43</b>
A-2320	Bank charges	600,00	600,00	100,00 %	0,00	600,00	431,25	71,88 %	168,75
	<b>Total</b>	<b>600,00</b>	<b>600,00</b>		<b>0,00</b>	<b>600,00</b>	<b>431,25</b>		<b>168,75</b>
A-2350	Membership of nuclear organisation	3.000,00	2.979,40	99,31 %	20,60	3.000,00	829,40	27,65 %	2.150,00
	<b>Total</b>	<b>3.000,00</b>	<b>2.979,40</b>		<b>20,60</b>	<b>3.000,00</b>	<b>829,40</b>		<b>2.150,00</b>
A-2420	Computer centre	137.200,00	137.198,89	100,00 %	1,11	137.200,00	15.557,28	11,34 %	121.641,61
	<b>Total</b>	<b>137.200,00</b>	<b>137.198,89</b>		<b>1,11</b>	<b>137.200,00</b>	<b>15.557,28</b>		<b>121.641,61</b>
A-2520	Euratom Supply Agency's Advisory	17.460,00	17.451,97	99,95 %	8,03	17.460,00	17.389,17	99,59 %	62,80
	<b>Total</b>	<b>17.460,00</b>	<b>17.451,97</b>		<b>8,03</b>	<b>17.460,00</b>	<b>17.389,17</b>		<b>62,80</b>
A-2552	Conferences congresses and meetin	8.000,00	7.782,55	97,28 %	217,45	8.000,00	7.004,55	87,56 %	778,00
	<b>Total</b>	<b>8.000,00</b>	<b>7.782,55</b>		<b>217,45</b>	<b>8.000,00</b>	<b>7.004,55</b>		<b>778,00</b>
		<b>223.000,00</b>	<b>222.689,31</b>	<b>99,86 %</b>	<b>310,69</b>	<b>223.000,00</b>	<b>91.551,76</b>	<b>41,05 %</b>	<b>131.137,56</b>




## Budgetary Execution by Department

Budget Year: 2019 / Official Budget Position: % / Fund Mgt Center: % / Financial Mgt Area: AAEU

C8


Budget line	Official Budget Item Desc (Fr)	Commit. Approp. Transact. Amnt. (1)	Executed Commitment Amnt. (2)	% Committed (2/1)	Credit Not Used (1-2)	Payment Approp. Transact. Amnt. (3)	Executed Payment Amnt. (4)	% Paid (4/3)	R A L (2-4)
A-1300	Mission expenses travel and other in	4.399,01	4.060,72	92,31 %	338,29	4.399,01	4.060,72	92,31 %	0,00
	<b>Total</b>	<b>4.399,01</b>	<b>4.060,72</b>		<b>338,29</b>	<b>4.399,01</b>	<b>4.060,72</b>		<b>0,00</b>
A-1700	Entertainment and representation ex	222,00	20,60	9,28 %	201,40	222,00	20,60	9,28 %	0,00
	<b>Total</b>	<b>222,00</b>	<b>20,60</b>		<b>201,40</b>	<b>222,00</b>	<b>20,60</b>		<b>0,00</b>
A-2320	Bank charges	153,00	10,50	6,86 %	142,50	153,00	10,50	6,86 %	0,00
	<b>Total</b>	<b>153,00</b>	<b>10,50</b>		<b>142,50</b>	<b>153,00</b>	<b>10,50</b>		<b>0,00</b>
A-2350	Membership of nuclear organisation	2.000,00	1.913,09	95,65 %	86,91	2.000,00	1.913,09	95,65 %	0,00
	<b>Total</b>	<b>2.000,00</b>	<b>1.913,09</b>		<b>86,91</b>	<b>2.000,00</b>	<b>1.913,09</b>		<b>0,00</b>
A-2420	Computer centre	19.587,86	19.207,81	98,06 %	380,05	19.587,86	19.207,81	98,06 %	0,00
	<b>Total</b>	<b>19.587,86</b>	<b>19.207,81</b>		<b>380,05</b>	<b>19.587,86</b>	<b>19.207,81</b>		<b>0,00</b>
A-2520	Euratom Supply Agency's Advisory	4.311,72	244,40	5,67 %	4.067,32	4.311,72	244,40	5,67 %	0,00
	<b>Total</b>	<b>4.311,72</b>	<b>244,40</b>		<b>4.067,32</b>	<b>4.311,72</b>	<b>244,40</b>		<b>0,00</b>
	<b>Total</b>	<b>30.673,59</b>	<b>25.457,12</b>	<b>82,99 %</b>	<b>5216,47</b>	<b>30.673,59</b>	<b>25.457,12</b>	<b>82,99 %</b>	<b>0,00</b>



## Yearly Overview of Recovery Orders

Fund Mgmt Center : EURATOM / Profit Center : % / Financial Year : 2019 / Year(s) of origin : 2019 / Fund source : IC1

RO Local Key	RO Central Key	FMC	Profit Center	RO Type Code	Fund Source	RO Year of Origin	GL Account Id	NOR	SNO R	Budget Position	RO Due Date	LE Name	RO Initial Accepted Amount (Eur)	RO Cashed/Cancelled Amount (Eur)	RO Open Amount (Eur)
EUT.31	4445190001	EURATOM	AAE	IA	IC1	2019	75016000	11	210	A0520	11/03/2019		248,66	0,00	248,66
EUT.34	4440190002	EURATOM	AAE	IN	IC1	2019	44790000	21	260	A0100	04/03/2019	COMMISSION EUROPEE NNE*EUROPEAN COMMISSION	123.000,00	123.000,00	0,00
EUT.35	4440190003	EURATOM	AAE	IN	IC1	2019	44790000	21	260	A0100	25/10/2019	COMMISSION EUROPEE NNE*EUROPEAN COMMISSION	100.000,00	100.000,00	0,00
3	3												223.248,66	223.000,00	248,66



## RO\_Yearly\_Overview\_Agencies

### RO\_Yearly\_Overview\_Agencies

Prompts Parameters = Fund Mgmt Center : EURATOM / Profit Center : % / Financial Year : 2019 / Year(s) of origin : 2019

<b>Category</b>	Standard Reports/Income
<b>Function</b>	List of all recovery orders issued in a given year for a specific DG. The following conditions apply: - full validation workflow (level = 100); - the search combines Profit Center and Fund Management Center for the broadest scope possible.
<b>Version</b>	
<b>Name</b>	RO_Yearly_Overview

**EURATOM SUPPLY AGENCY**  
**STATEMENT OF EXPENDITURE FOR THE FINANCIAL YEAR 2019**  
a) COMMITTED DURING THE FINANCIAL YEAR 2019 (C1)

(Amounts in EUR)

BUDGETARY POST	INITIAL	BUDGET	TRANSFERS	FINAL	PAYMENTS	APPROPRIATIONS	APPROPRIATIONS
	BUDGET	AMENDMENT	EFFECTED	BUDGET	TO 31.12.2019	CARRIED FORWARD	CANCELLED
<b>A1 - Expenditure concerning staff attached to the institution</b>							
<i>A13 - Missions and duty travel</i>							
A1300 Mission expenses, travel and other incidental expenses	37,600.00	0.00	0.00	37,600.00	32,494.03	5,105.97	0.00
<b>TOTAL A13</b>	<b>37,600.00</b>	<b>0.00</b>	<b>0.00</b>	<b>37,600.00</b>	<b>32,494.03</b>	<b>5,105.97</b>	<b>0.00</b>
<i>A17 - Entertainment and representation expenses</i>							
A1700 Entertainment and representation expenses for staff	800.00	0.00	0.00	800.00	797.45	0.00	2.55
<b>TOTAL A17</b>	<b>800.00</b>	<b>0.00</b>	<b>0.00</b>	<b>800.00</b>	<b>797.45</b>	<b>0.00</b>	<b>2.55</b>
<b>TOTAL A1</b>	<b>38,400.00</b>	<b>0.00</b>	<b>0.00</b>	<b>38,400.00</b>	<b>33,291.48</b>	<b>5,105.97</b>	<b>2.55</b>
<b>A2 - Buildings, equipment, miscellaneous operating expenses</b>							
<i>A22 - Movable property and associated costs</i>							
A225 - Documentation and library expenditure	14,000.00	0.00	4,340.00	18,340.00	17,048.62	1,230.43	60.95
A2255 Subscriptions and purchase of information media							
<b>TOTAL A22</b>	<b>14,000.00</b>	<b>0.00</b>	<b>4,340.00</b>	<b>18,340.00</b>	<b>17,048.62</b>	<b>1,230.43</b>	<b>60.95</b>
<i>A23 - Current administrative expenditure</i>							
A232 - Financial charges	600.00	0.00	0.00	600.00	431.25	168.75	0.00
A2320 Bank charges							
A235 - Other operating expenditure	3,000.00	0.00	0.00	3,000.00	829.40	2,150.00	20.60
A2350 Membership of nuclear organisations							
<b>TOTAL A23</b>	<b>3,600.00</b>	<b>0.00</b>	<b>0.00</b>	<b>3,600.00</b>	<b>1,260.65</b>	<b>2,318.75</b>	<b>20.60</b>
<i>A24 - Postal charges, telecommunications and computer infrastructure</i>							
A242 - Computer infrastructure	35,000.00	100,000.00	2,200.00	137,200.00	15,557.28	121,641.61	1.11
A2420 Computer centre							
<b>TOTAL A24</b>	<b>35,000.00</b>	<b>100,000.00</b>	<b>2,200.00</b>	<b>137,200.00</b>	<b>15,557.28</b>	<b>121,641.61</b>	<b>1.11</b>
<i>A25 - Other expenditure on formal and other meetings</i>							
A252 - Euratom Supply Agency's Advisory Committee meetings	25,000.00	0.00	7,540.00	17,460.00	17,389.17	62.80	8.03
A2520 Euratom Supply Agency's Advisory Committee meetings							
A255 - Miscellaneous expenditure on the organization of, and participation in,	7,000.00	0.00	1,000.00	8,000.00	7,004.53	778.00	217.45
A2552 Conferences, congresses and meetings							
<b>TOTAL A25</b>	<b>32,000.00</b>	<b>0.00</b>	<b>-6,540.00</b>	<b>25,460.00</b>	<b>24,393.72</b>	<b>840.80</b>	<b>225.48</b>
<b>TOTAL A2</b>	<b>84,600.00</b>	<b>100,000.00</b>	<b>0.00</b>	<b>184,600.00</b>	<b>58,260.27</b>	<b>126,031.59</b>	<b>308.14</b>
<b>TOTAL CREDITS</b>	<b>123,000.00</b>	<b>100,000.00</b>	<b>0.00</b>	<b>223,000.00</b>	<b>91,551.75</b>	<b>131,137.56</b>	<b>310.69</b>



EURATOM SUPPLY AGENCY  
**STATEMENT OF EXPENDITURE FOR THE FINANCIAL YEAR 2019**  
b) COMMITTED DURING THE FINANCIAL YEAR 2019 BUT NOT PAID AT THE END OF THAT YEAR (C8)

(Amounts in EUR)

BUDGETARY POST	INITIAL BUDGET	BUDGET AMENDMENT	TRANSFERS EFFECTED	FINAL BUDGET	PAYMENTS TO 31.12.2019	APPROPRIATIONS CARRIED FORWARD	APPROPRIATIONS CANCELLED
<b>A1 - Expenditure concerning staff attached to the institution</b>							
<i>A13 - Missions and duty travel</i>							
A1300 Mission expenses, travel and other incidental expenses	4,399.01	0.00	0.00	4,399.01	4,060.72	0.00	338.29
TOTAL A13	4,399.01	0.00	0.00	4,399.01	4,060.72	0.00	338.29
<i>A17 - Entertainment and representation expenses</i>							
A1700 Entertainment and representation expenses for staff	222.00	0.00	0.00	222.00	20.60	0.00	201.40
TOTAL A17	222.00	0.00	0.00	222.00	20.60	0.00	201.40
<b>TOTAL A1</b>	<b>4,621.01</b>	<b>0.00</b>	<b>0.00</b>	<b>4,621.01</b>	<b>4,081.32</b>	<b>0.00</b>	<b>539.69</b>
<b>A2 - Buildings, equipment, miscellaneous operating expenses</b>							
<i>A22 - Movable property and associated costs</i>							
A225 - Documentation and library expenditure	0.00	0.00	0.00	0.00	0.00	0.00	0.00
A2255 Subscriptions and purchase of information media	0.00	0.00	0.00	0.00	0.00	0.00	0.00
TOTAL A22	0.00	0.00	0.00	0.00	0.00	0.00	0.00
<i>A23 - Current administrative expenditure</i>							
A232 - Financial charges							
A2320 Bank charges	153.00	0.00	0.00	153.00	10.50	0.00	142.50
A235 - Other operating expenditure							
A2350 Membership of nuclear organisations	2,000.00	0.00	0.00	2,000.00	1,913.09	0.00	86.91
TOTAL A23	2,153.00	0.00	0.00	2,153.00	1,923.59	0.00	229.41
<i>A24 - Postal charges, telecommunications and computer infrastructure</i>							
A242 - Computer infrastructure							
A2420 Computer centre	19,587.86	0.00	0.00	19,587.86	19,207.81	0.00	380.05
TOTAL A24	19,587.86	0.00	0.00	19,587.86	19,207.81	0.00	380.05
<i>A25 - Other expenditure on formal and other meetings</i>							
A252 - Euratom Supply Agency's Advisory Committee meetings							
A2520 Euratom Supply Agency's Advisory Committee meetings	4,311.72	0.00	0.00	4,311.72	244.40	0.00	4,067.32
A255 - Miscellaneous expenditure on the organization of, and participation in,							
A2552 Conferences, congresses and meetings	0.00	0.00	0.00	0.00	0.00	0.00	0.00
TOTAL A25	4,311.72	0.00	0.00	4,311.72	244.40	0.00	4,067.32
<b>TOTAL A2</b>	<b>26,052.58</b>	<b>0.00</b>	<b>0.00</b>	<b>26,052.58</b>	<b>21,375.80</b>	<b>0.00</b>	<b>4,676.78</b>
<b>TOTAL CREDITS</b>	<b>30,673.59</b>	<b>0.00</b>	<b>0.00</b>	<b>30,673.59</b>	<b>25,457.12</b>	<b>0.00</b>	<b>5,216.47</b>

**EURATOM SUPPLY AGENCY**  
**STATEMENT OF EXPENDITURE FOR THE FINANCIAL YEAR 2019**  
*c) ALL BUDGET LINES & FUND SOURCES (C1 & C8)*

(Amounts in EUR)

BUDGETARY POST	INITIAL BUDGET	BUDGET AMENDMENT	TRANSFERS EFFECTED	FINAL BUDGET	PAYMENTS TO 31.12.2019	APPROPRIATIONS CARRIED FORWARD	APPROPRIATIONS CANCELLED
<b>A1 - Expenditure concerning staff attached to the institution</b>							
<i>A13 - Missions and duty travel</i>							
A1300 Mission expenses, travel and other incidental expenses	41,999.01	0.00	0.00	41,999.01	36,554.75	5,105.97	338.29
<b>TOTAL A13</b>	<b>41,999.01</b>	<b>0.00</b>	<b>0.00</b>	<b>41,999.01</b>	<b>36,554.75</b>	<b>5,105.97</b>	<b>338.29</b>
<i>A17 - Entertainment and representation expenses</i>							
A1700 Entertainment and representation expenses for staff	1,022.00	0.00	0.00	1,022.00	818.05	0.00	203.95
<b>TOTAL A17</b>	<b>1,022.00</b>	<b>0.00</b>	<b>0.00</b>	<b>1,022.00</b>	<b>818.05</b>	<b>0.00</b>	<b>203.95</b>
<b>TOTAL A1</b>	<b>43,021.01</b>	<b>0.00</b>	<b>0.00</b>	<b>43,021.01</b>	<b>37,372.80</b>	<b>5,105.97</b>	<b>542.24</b>
<b>A2 - Buildings, equipment, miscellaneous operating expenses</b>							
<i>A22 - Movable property and associated costs</i>							
A225 - Documentation and library expenditure	14,000.00	0.00	4,340.00	18,340.00	17,048.62	1,230.43	60.95
A2255 Subscriptions and purchase of information media							
<b>TOTAL A22</b>	<b>14,000.00</b>	<b>0.00</b>	<b>4,340.00</b>	<b>18,340.00</b>	<b>17,048.62</b>	<b>1,230.43</b>	<b>60.95</b>
<i>A23 - Current administrative expenditure</i>							
A232 - Financial charges	753.00	0.00	0.00	753.00	441.75	168.75	142.50
A2320 Bank charges							
A235 - Other operating expenditure	5,000.00	0.00	0.00	5,000.00	2,742.49	2,150.00	107.51
A2350 Membership of nuclear organisations							
<b>TOTAL A23</b>	<b>5,753.00</b>	<b>0.00</b>	<b>0.00</b>	<b>5,753.00</b>	<b>3,184.24</b>	<b>2,318.75</b>	<b>250.01</b>
<i>A24 - Postal charges, telecommunications and computer infrastructure</i>							
A242 - Computer infrastructure	54,587.86	100,000.00	2,200.00	156,787.86	34,765.09	121,641.61	381.16
A2420 Computer centre							
<b>TOTAL A24</b>	<b>54,587.86</b>	<b>100,000.00</b>	<b>2,200.00</b>	<b>156,787.86</b>	<b>34,765.09</b>	<b>121,641.61</b>	<b>381.16</b>
<i>A25 - Other expenditure on formal and other meetings</i>							
A252 - Euratom Supply Agency's Advisory Committee meetings	29,311.72	0.00	-7,540.00	21,771.72	17,633.57	62.80	4,075.35
A2520 Euratom Supply Agency's Advisory Committee meetings							
A255 - Miscellaneous expenditure on the organization of, and participation in, conferences, congresses and meetings	7,000.00	0.00	1,000.00	8,000.00	7,004.55	778.00	217.45
A2552 Conferences, congresses and meetings							
<b>TOTAL A25</b>	<b>36,311.72</b>	<b>0.00</b>	<b>-6,540.00</b>	<b>29,771.72</b>	<b>24,638.12</b>	<b>840.80</b>	<b>4,292.80</b>
<b>TOTAL A2</b>	<b>110,652.58</b>	<b>100,000.00</b>	<b>0.00</b>	<b>210,652.58</b>	<b>79,636.07</b>	<b>126,031.59</b>	<b>4,984.92</b>
<b>TOTAL CREDITS</b>	<b>153,673.59</b>	<b>100,000.00</b>	<b>0.00</b>	<b>253,673.59</b>	<b>117,008.87</b>	<b>131,137.56</b>	<b>5,527.16</b>



The Director -General

Luxembourg  
ENER.AAE.001/AV

**NOTE FOR THE ATTENTION OF EURATOM SUPPLY AGENCY'S ADVISORY COMMITTEE**

**Subject: Written procedure on the opinion of ESA Advisory Committee on the final accounts 2019**

According to Article 8 of the Statutes of the Euratom Supply Agency (ESA), the Advisory Committee (AC) should provide an opinion on the Agency's annual accounts once they have been audited by the European Court of Auditors(ECA).

As the spring AC meeting 2020 was postponed due to the COVID19 pandemic, an exceptional written procedure was used for the delivery of the AC opinion.

On 30 April 2020, the Audited Provisional Accounts 2019 together with the relevant audit conclusions of the European Court of Auditors were transmitted to all AC members for consultation via the secure electronic platform CIRCABC.

Furthermore, on 19 May 2020, the Chair of the AC, Mr Hans-Christoph PAPE, received officially the preliminary observations of the ECA resulting from the audit mission 2019. The preliminary observations give assurance on both the reliability of the accounts and the legality and regularity of the transactions underlying the accounts.

Under the written procedure, a favourable opinion to the audited accounts 2019 would have been deemed granted unless a comment from the AC members had been received by 31st May 2020.

In our capacities as Director-General of the Euratom Supply Agency (ESA) and as Secretary of the Advisory Committee of ESA, herewith we confirm that:

1. the Audited Annual accounts for the financial year 2019, together with a European Court of Auditors' Preliminary Audit Report assuring the reliability of the accounts and the legality and regularity of the transactions underlying the accounts, have been submitted to analysis by the AC members,
2. AC members had one month to review the documents and provide their comments,
3. no comments were received by 31/5/2020.

Accordingly, it is deemed that:

- the AC delivered a favourable opinion on ESA's audited accounts for 2019 on 31st May 2020 by written procedure.

(e-signed)

(e-signed)

Remigiusz BARAŃCZYK  
Secretary of the Advisory Committee

Agnieszka KAŻMIERCZAK  
Director-General

c.c.: Hans-Christoph PAPE, Aikaterini VRAILA, Stefano  
CICCARELLO, Stefanos KARDARAS