



EURATOM SUPPLY AGENCY

# **ANNUAL ACCOUNTS OF THE EURATOM SUPPLY AGENCY**

**Financial year 2020**

**Status: Final  
Date: 17/6/2021**

**Financial Statements  
Reports on the Implementation of the Budget**



Pursuant to Art. 244 and 245 of the Financial Regulation applicable to the general budget of the European Union<sup>1</sup> and to Art. 8 (2) of the Statutes of the Euratom Supply Agency (ESA)<sup>2</sup>, the provisional accounts and the report on the implementation of the budget were prepared by the Accounting Officer on 26 February 2021.

The audit of the annual accounts of ESA concerning the financial year 2020 by the European Court of Auditors is taking place from 8 to 12 February 2021 and from 24 to 26 March 2021.

Pursuant to Art. 8 (3) and (4) of the Agency's Statutes, on receipt of the Court of Auditors' observations on the Agency's Provisional Accounts, the Director General shall draw up the Euratom Supply Agency's final accounts under his own responsibility and submit them to the Advisory Committee of ESA for an opinion.

The opinion of the Advisory Committee of ESA on the final accounts was given at its meeting on 18 May 2021.

In accordance with Art. 246 of the Financial Regulation and Art. 8 (5) of the Agency's Statutes, the Director General shall forward the final accounts, together with the AC's opinion, to the European Parliament, the Council, the Commission and the European Court of Auditors, by 1 July 2021.

The final annual accounts will be published on ESA's website: <http://ec.europa.eu/euratom/index.html>.

**Aikaterini VRAILA**  
**Accounting Officer**

**Agnieszka KAŻMIERCZAK**  
**Director General**

**Luxembourg**

**Luxembourg**

---

<sup>1</sup> REGULATION (EU, Euratom) 2018/1046 OF THE EUROPEAN PARLIAMENT AND OF THE COUNCIL of 18 July 2018 on the financial rules applicable to the general budget of the Union, amending Regulations (EU) No 1296/2013, (EU) No 1301/2013, (EU) No 1303/2013, (EU) No 1304/2013, (EU) No 1309/2013, (EU) No 1316/2013, (EU) No 223/2014, (EU) No 283/2014, and Decision No 541/2014/EU and repealing Regulation (EU, Euratom) No 966/2012.

<sup>2</sup> OJ L 41, 18 15/2/2008, page 15

# TABLE OF CONTENTS

<b>1.</b>	<b>CERTIFICATION OF THE ACCOUNTS.....</b>	<b>5</b>
<b>2.</b>	<b>BACKGROUND INFORMATION.....</b>	<b>6</b>
2.1.	MANDATE AND CORE ACTIVITIES .....	6
2.2.	EXECUTIVE SUMMARY OF THE ANNUAL ACCOUNTS .....	7
<b>3.</b>	<b>FINANCIAL STATEMENTS.....</b>	<b>11</b>
3.1.	STATEMENT OF FINANCIAL PERFORMANCE.....	11
3.2.	BALANCE SHEET.....	12
3.3.	CASH FLOW STATEMENT .....	13
3.4.	STATEMENT OF CHANGES IN NET ASSETS .....	13
<b>4.</b>	<b>NOTES TO THE FINANCIAL STATEMENTS 1/1-31/12/2020.....</b>	<b>14</b>
4.1.	APPLICABLE FINANCIAL REGULATION .....	14
4.2.	NON-CONSOLIDATION .....	14
4.3.	ACCOUNTING PRINCIPLES.....	14
4.4.	IT SYSTEMS .....	15
4.5.	BASIS OF PREPARATION.....	16
4.5.1.	<i>Chart of Accounts</i> .....	16
4.5.2.	<i>Transactions and balances</i> .....	16
4.5.3.	<i>Fixed assets</i> .....	16
4.5.4.	<i>Investments</i> .....	17
4.5.5.	<i>Contingent assets and liabilities</i> .....	17
4.5.6.	<i>Use of estimates</i> .....	17
4.5.7.	<i>Exchange and non-exchange transactions</i> .....	17
4.6.	NOTES TO THE STATEMENT OF FINANCIAL PERFORMANCE .....	18
4.6.1.	<i>Operating revenue</i> .....	18
4.6.2.	<i>Other operating revenue</i> .....	18
4.6.3.	<i>Administrative expenses</i> .....	18
4.6.4.	<i>Operating expenses</i> .....	21
4.6.5.	<i>Financial operations revenue and expenses</i> .....	21
4.7.	NOTES TO THE BALANCE SHEET.....	22
4.7.1.	<i>Fixed assets</i> .....	22
4.7.1.1.	<i>Intangible assets under construction</i> .....	22
4.7.2.	<i>Investments</i> .....	23
4.7.3.	<i>Short term receivables</i> .....	23
4.7.4.	<i>Cash and cash equivalents</i> .....	24
4.7.5.	<i>Accounts payable</i> .....	24
4.7.6.	<i>Capital</i> .....	24
4.7.7.	<i>Fair value reserve</i> .....	25
4.7.8.	<i>Contingent assets and liabilities, and other disclosures</i> .....	26
4.7.9.	<i>Other significant disclosures</i> .....	26
4.7.9.1.	<i>The COVID-19 outbreak</i> .....	26
4.7.9.2.	<i>The United Kingdom's withdrawal from the European Union and Euratom</i> .....	26
4.7.10.	<i>Changes in accounting policies</i> .....	27
4.7.11.	<i>Related third parties</i> .....	27
4.7.11.1.	<i>Key management entitlements</i> .....	27
4.7.12.	<i>Post balance sheet events</i> .....	28
4.8.	FINANCIAL RISK MANAGEMENT .....	29
4.8.1.	<i>Financial instruments</i> .....	29
4.8.2.	<i>Market risk</i> .....	29
4.8.3.	<i>Credit risk</i> .....	30

4.8.4.	<i>Liquidity risk</i> .....	31
<b>5.</b>	<b>REPORT ON THE IMPLEMENTATION OF THE BUDGET</b> .....	<b>33</b>
5.1.	BUDGETARY PRINCIPLES AND STRUCTURE .....	33
5.1.1.	<i>Legal basis</i> .....	33
5.1.2.	<i>Budgetary principles</i> .....	34
5.1.3.	<i>Budgetary structure</i> .....	35
5.1.4.	<i>Budgetary procedure</i> .....	35
5.1.5.	<i>Audit by the European Court of Auditors</i> .....	35
5.1.6.	<i>Discharge</i> .....	35
5.2.	BUDGETARY IMPLEMENTATION.....	36
5.2.1.	<i>BUDGET IMPLEMENTATION AT A GLANCE</i> .....	36
5.2.2.	<i>Final budget</i> .....	36
5.2.2.1.	<i>Initial adopted budget</i> .....	36
5.2.2.1.	<i>Amending budget</i> .....	36
5.2.2.1.	<i>Internal transfer</i> .....	37
5.2.3.	<i>Revenues cashed</i> .....	37
5.2.4.	<i>Commitments of the current year - C1</i> .....	37
5.2.5.	<i>Cancellation of appropriations of the current year (C1)</i> .....	38
5.2.6.	<i>Payments of the current year C1</i> .....	38
5.2.7.	<i>Outstanding commitments</i> .....	38
5.2.8.	<i>Appropriations carried over from previous year – C8</i> .....	39
5.2.8.1.	<i>Payments on carried over funds – C8</i> .....	39
5.2.8.2.	<i>Cancellation on carried over funds – C8</i> .....	39
5.3.	BUDGETARY OUTTURN ACCOUNT.....	40
5.3.1.	<i>Budgetary outturn calculation</i> .....	40
5.4.	RECONCILIATION OF ACCRUAL BASED RESULT WITH BUDGET RESULT .....	41
5.5.	BUDGETARY TABLES & FINANCIAL STATEMENTS OF 31/12/2020.....	42

# 1. CERTIFICATION OF THE ACCOUNTS

The annual accounts of **EURATOM SUPPLY AGENCY** for the year **2020** have been prepared in accordance with Title IV Chapter 4 Section 3 and Title XIII of the Financial Regulation (FR) applicable to the general budget of the European Union<sup>3</sup>, the accounting rules and methods adopted by the Commission's Accounting Officer and in accordance with the Statutes of the Agency.

I acknowledge my responsibility for the preparation and presentation of the annual accounts of **EURATOM SUPPLY AGENCY** in accordance with Article 77 of the Financial Regulation and Article 8 of the Agency's Statutes<sup>4</sup>.

I have obtained from the Authorising Officer, who certified its reliability, all the information necessary for the production of the accounts that show the **EURATOM SUPPLY AGENCY's** assets and liabilities and the budgetary implementation.

I hereby certify that based on this information, and on such checks as I deemed necessary to sign off the accounts, I have a reasonable assurance that the accounts present fairly, in all material aspects, the financial position, the results of the operations and the cash-flow of **EURATOM SUPPLY AGENCY**.

Aikaterini Vraila  
Accounting Officer of the  
EURATOM SUPPLY AGENCY

---

<sup>3</sup> REGULATION (EU, Euratom) 2018/1046 OF THE EUROPEAN PARLIAMENT AND OF THE COUNCIL of 18 July 2018 on the financial rules applicable to the general budget of the Union, amending Regulations (EU) No 1296/2013, (EU) No 1301/2013, (EU) No 1303/2013, (EU) No 1304/2013, (EU) No 1309/2013, (EU) No 1316/2013, (EU) No 223/2014, (EU) No 283/2014, and Decision No 541/2014/EU and repealing Regulation (EU, Euratom) No 966/2012.

<sup>4</sup> OJ L 41, 18 15.2.2008, page 15

## 2. BACKGROUND INFORMATION

### 2.1. MANDATE AND CORE ACTIVITIES



Signature of Euratom Treaty

The Euratom Supply Agency (ESA), directly set up by Art. 52 of the Euratom Treaty, has been operating since 1 June 1960. A common nuclear market in the EU was established by the Euratom Treaty; ESA was given the mission to ensure a regular and equitable supply of nuclear materials to EU users in line with the objectives of Art. 2(d). To perform this task, ESA applies a supply policy based on the principle of equal access of all users to ores and nuclear fuel. ESA's mandate is, therefore, to exercise its powers in this respect.

Art. 52 of the Euratom Treaty requires ESA to conclude supply contracts for nuclear material (ores, source material and special fissile material) in accordance with the provisions of Chapter 6. When concluding supply contracts, ESA implements the EU supply policy for nuclear materials. ESA also has a right of option to purchase nuclear materials produced in the Member States.

On the basis of the Euratom Treaty, ESA also monitors transactions involving services in the nuclear fuel cycle (enrichment, conversion and fuel fabrication). Operators are required to submit notifications giving details of their commitments. ESA verifies and acknowledges these notifications.

Moreover, the remit of ESA was strengthened by the Council Decision of 12 February 2008 establishing the Agency's Statutes, which entrusted the Agency with the creation of a nuclear market observatory in order to:

- Provide the Community with expertise, information and advice on any subjects connected with the operation of the market in nuclear materials and services,
- Play a market-monitoring role by monitoring and identifying market trends that could affect security of the European Union's supply of nuclear materials and services.

The Agency is endowed with legal personality and financial autonomy (Art.54 of the Euratom Treaty), and operates under the supervision of the Commission (Art.53 of the Euratom Treaty) on a non-profit making basis.

The seat of ESA is in Luxembourg (Art.2 of the Statutes). The Agency has concluded a seat agreement with the Luxembourgish Government, together with the European Commission<sup>5</sup>.

---

<sup>5</sup> Agreement concluded in 2003, between Mr. N. Kinnock, Vice-President of the Commission and the Minister of Foreign Affairs of Luxembourg, Mrs L. Polfer in the form of exchange of letters. [http://www.cvce.eu/content/publication/2005/4/15/8a53c194-1872-43f7-bd12-9819a0122266/publishable\\_fr.pdf](http://www.cvce.eu/content/publication/2005/4/15/8a53c194-1872-43f7-bd12-9819a0122266/publishable_fr.pdf)

## 2.2. EXECUTIVE SUMMARY OF THE ANNUAL ACCOUNTS

### Financial regulation

The annual accounts have been prepared in accordance with the Agency’s Statutes and in accordance with the EU Financial Regulation<sup>6</sup> (FR).

The annual accounts of the Euratom Supply Agency include:

- the Financial Statements which comprise:
  - the balance sheet as at 31/12/2020,
  - the statement of financial performance as at 31/12/2020,
  - the cash flow statement,
  - the statement of change in net assets/liabilities, and
  - the notes to the financial statements.
- the Report on the implementation of the budget.
  - The budgetary outturn account,
  - The reconciliation of accrual based result with the budget result,
  - The report, and
  - The budgetary execution tables.

### Financial Statements

In 2020, the assets owned by the Agency totalled EUR 963 505. They were financed by liabilities of EUR 71 933 (7%) and equity of EUR 891 572 (93%) (see §3.2). The fixed assets have increased significantly at EUR 191 937 (EUR 18 879 in 2019) following the development of the IT project Noemi (see §4.7.1.1). The ICT project NOEMI (“Nuclear Observatory and ESA Management of Information”) envisages the management of ESA business core, i.e. nuclear supply contracts and EU security of supply information. Cash and cash equivalents have also increased by 15% amounting to EUR 765 220 (EUR 711 493 in 2019) due to increased outstanding commitments resulting from unpaid IT services (see §3.2).



The Agency has a capital of EUR 5 856 000. An instalment of 10 % of the capital is paid at the time of a Member State’s accession to the EU. On 31 December 2020, the amount of the instalment called up and reflected in ESA’s accounts stood at EUR 585 600 (see §4.7.6).

<sup>6</sup> Regulation (EU, Euratom) 2018/1046 of the European Parliament and of the Council of 18/07/2018 on the financial rules applicable to the general budget of the Union, repealing Regulation (EU, Euratom) No 966/2012 (2012 Financial Regulation).

In the statement of financial performance (see §3.1), total revenues<sup>7</sup> amounted to EUR 220 746 (EUR 217 804 in 2019), whereas administrative expenses amounted to EUR 62 252 (EUR 111 518 in 2019). The administrative expenses were significantly lower due to the capitalisation of IT costs for the ICT project Noemi (see §4.7.1.1) and also undelivered publication services and communication activities that will only be paid within 2021. Thus, the financial year 2020 resulted in a positive economic result of EUR 158 494 (EUR 106 286 in 2019).

### Budget implementation



#### Budget implementation

In 2020, the Agency’s budget appropriations were increased by 3% at EUR 230 000 (EUR 223 000 in 2019) and continued to support the IT project “Noemi” related to the development of a nuclear contracts management application (see §4.7.1.1). The budget was financed entirely by the EU budget (EUR 230 000) by two Commission contributions: a) from the Commission’s budget line 32.01.07 ‘Euratom contribution for operation of the Supply Agency’ and b) 32.02.02 –“Support activities for the European energy policy and internal energy market”. Its revenue and expenditure were in balance.

Euratom Supply Agency’s 2020 adopted budget<sup>8</sup> amounted to EUR 230 000. A budget amendment<sup>9</sup> was approved in November 2020 as a response to the pandemic crisis, introducing internal transfers from the COVID-19 affected budget lines (missions, meetings) towards the acceleration of the development of a nuclear-contracts’ IT application (ref. §5.2.2).

On 31 December 2020, ESA had a budget execution of current year's funds (C1) of EUR 228 949 (see §5.2.4), or 99.54% of commitment appropriations (EUR 222 689 or 99.86 % in 2019) with cancellations amounting only at EUR 1 051. The executed payments on C1 (current year funds) in 2020 amounted to EUR 51 371 (ref. §5.2.6), giving an implementation rate of 22% of available appropriations (EUR 91 552 or 41% in 2019). The carrying forward of outstanding commitments (RAL, committed amounts not yet paid for) of 2020 to the financial year 2021 stood at EUR 177 579 or 78% of committed amounts (EUR 131 137.56 or 59% in 2019). The increased amount involves IT services for the IT project Noemi, not fully provided and undelivered publication activities and communication material. None of the relevant contracts has been nor completed delivered at year-end. However, in 2020, the Agency succeeded a very high implementation rate on payments under carried-over funds (C8) from the previous year which totalled to EUR 121 694.06 or 93% of available funds, despite any negative effects from the pandemic (ref. §5.2.8).

The budget outturn result (see §5.3.1), was calculated at EUR 10 792.97 (against EUR 5 544 in 2019) to be returned to the Commission budget. It resulted mainly from cancelled payment appropriations

<sup>7</sup> Total revenue equals total operating revenue and surplus/deficit from non-operating activities.

<sup>8</sup> C(2020) 2 of 7.1.2020

<sup>9</sup> C(2020) 8234 of 12.9.2019



of carried over funds (EUR 9 443.50 or 7% of the C8 budget). Cancellation rate was reduced in comparison to 2019 despite the pandemic (EUR 5 216.47 or 17%). The cancelled appropriations involve unperformed missions and unused IT services due to COVID-19 restrictions.

## Revenues

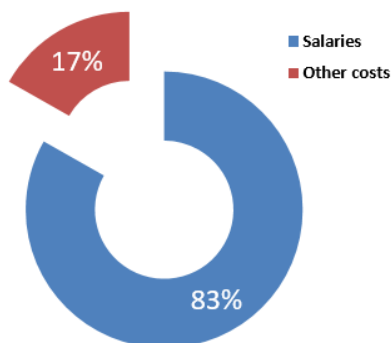


ESA is 100%  
financed by EU  
general budget

The possibility for ESA to collect a charge on transactions in order to defray its operating expenses, as per Article 54 of the Euratom Treaty, was postponed sine die, by the Council, in 1960. Consequently, the Agency's administrative expenses has to be covered entirely by the European Commission, the Agency's only own income being the interests on its capital (ref. § 4.6.1). In 2020, the EC contribution amounted to EUR 230 000 or 99.9% of revenues (EUR 223 000 in 2019) and the income of the Agency's bank deposits to EUR 248.78 or 0.1% in the budgetary result 2020

(EUR 248.66 or 0.1% in 2019). Thus, total revenues in the budgetary result, cashed in 2020, were 230 248.78 EUR (ref. § 5.2.3).

## Administrative expenses covered by the Commission



ESA's budget structure consists only of administrative appropriations. The Agency does not manage operational budget lines and does not provide grants. The bulk of the Agency's administrative expenses, including salaries, is covered directly by the budget of the Commission, and is not recognised in the Agency's accounts (ref. §4.6.3.1). Those costs and the underlying transactions are included in the EU financial annual accounts and are considered as non-exchange transactions (ref. §4.5.7).

The Commission support to the Agency consists of:

- i. *A contribution:* Since 1960, the Agency has been granted a contribution by the Commission; In 2020, ESA was granted a contribution of EUR 230 000 (of EUR 223 000 in 2019), while the Agency's total own-managed budget of the year amounted to EUR 230 248.78, including cashed bank interest (borne in 2019 but in the budget result of 2020).
- ii. *Staff salaries:* In accordance with the ESA's Statutes<sup>10</sup>, the staff of the Euratom Supply Agency is European Commission staff. The officials are appointed by, and their salaries are paid directly by, the Commission; hence, their remuneration is not borne by the Agency's budget. In 2020, according to an internal estimate based on the DG BUDG proposed methodology for the average

<sup>10</sup> Council Decision 2008/114/EC, Euratom of 12/2/2008 establishing Statutes for the Euratom Supply Agency; OJ L 41, 15.2.2008, Art.4

cost of an official<sup>11</sup>, the salaries of the Agency's staff, covered by the Commission, were calculated at EUR 2 024 000 (against EUR 2 130 100 in 2019).

- iii. *Advantages in kind*: Real estate expenses, furniture, IT, etc. According to the same internal estimate, the Agency's total cost, covered by the Commission (the contribution not included), amounted, in 2020, to EUR 2 432 000; if staff salaries are deducted (estimated at EUR 2 024 000), the remaining costs, covering Real estate expenses, furniture, IT, etc., totalled EUR 408 000 (ref. § 4.6.3.1).

Provided that its independence is not jeopardised, the Euratom Supply Agency welcomes the economies of scale obtained through the direct coverage of several of its administrative needs by the Commission.

### **Other significant disclosures**

During the 2020 coronavirus outbreak, ESA stayed fully operational and has made every effort to reduce the effect of the pandemic on its staff and stakeholders (ref. § 4.7.9.1).

At the time of the signature of these accounts, there is no financial impact of the United Kingdom's withdrawal from the European Union and Euratom to be reported in the 2020 annual accounts (ref. § 4.7.9.2).

---

<sup>11</sup> Circular note of European Commission - ARES(2020)7207855-30.11.2020 [ FR ]

### 3. FINANCIAL STATEMENTS

#### 3.1. STATEMENT OF FINANCIAL PERFORMANCE

(Amounts in EUR)

	Note	2020	2019
<b>Operating revenue</b>	4.6.1		
Contribution from EC		219 207.03	217 455.97
<b>Other operating revenue</b>	4.6.2		
Exchange gains		1 538.80	348.45
Other exchange revenue		0.00	0.00
<b>TOTAL OPERATING REVENUE</b>		<b>220 745.83</b>	<b>217 804.42</b>
<b>Administrative expenses</b>	4.6.3.2		
Staff expenses		7 698.55	35 871.41
Fixed asset related expenses		7 557.82	8 564.98
Other administrative expenses		45 506.79	66 501.45
<b>Operating expenses</b>	4.6.4		
Exchange losses		1 488.94	580.24
<b>TOTAL ADMINISTRATIVE AND OPERATING EXPENSES</b>		<b>62 252.10</b>	<b>111 518.08</b>
<b>SURPLUS/(DEFICIT) FROM OPERATING ACTIVITIES</b>		<b>158 493.73</b>	<b>106 286.34</b>
Financial operations revenues	4.6.5	0.00	248.78
Financial operations expenses	4.6.5	0.00	0.00
<b>SURPLUS/(DEFICIT) FROM NON OPERATING ACTIVITIES</b>		<b>0.00</b>	<b>248.78</b>
<b>SURPLUS/(DEFICIT) FROM ORDINARY ACTIVITIES</b>		<b>158 493.73</b>	<b>106 535.12</b>
<b>ECONOMIC RESULT OF THE YEAR</b>		<b>158 493.73</b>	<b>106 535.12</b>

## 3.2. BALANCE SHEET

(Amounts in EUR)

	Note	2020	2019		
<b>I</b>					
		<b>NON CURRENT ASSETS</b>			
		<b>Intangible fixed assets</b>			
	4.7.1				
		Computer software	3 243.50	575.00	
		Intangible assets under construction	177 303.74	0.00	
		<b>Tangible fixed assets</b>			
	4.7.2				
		Plants & Equipment	0.00	0.00	
		Furniture	0.00	0.00	
		Computer hardware	11 390.43	18 304.25	
		Other fixtures & fittings	0.00	0.00	
		<b>Investments</b>			
	4.7.3				
		Available for sale assets	0.00	0.00	
		<b>Total non-current assets</b>	<b>191 937.67</b>	<b>18 879.25</b>	
<b>II</b>					
		<b>CURRENT ASSETS</b>			
		<b>Short term receivables</b>			
	4.7.4				
		Short term receivables	0.00	2 300.00	
		Prepaid expenses and accrued income	6348.05	7 892.21	
		<b>Cash and cash equivalents</b>			
	4.7.5				
		Accounts with banks	765 219.72	711 493.22	
		<b>Total current assets</b>	<b>771 567.77</b>	<b>721 685.43</b>	
		<b>TOTAL ASSETS</b>	<b>963 505.44</b>	<b>740 564.68</b>	
<b>III</b>					
		<b>CURRENT LIABILITIES</b>			
		<b>Accounts payables</b>			
	4.7.6				
		Current payables	0.00	0.00	
		Current payables with EU entities	0.00	0.00	
		Accrued expenses and deferred income	61 140.20	1 942.11	
		Pre-financing received from EU entities	10 792.97	5 544.03	
		<b>Total current liabilities</b>	<b>71 933.17</b>	<b>7 486.14</b>	
		<b>TOTAL LIABILITIES</b>	<b>71 933.17</b>	<b>7 486.14</b>	
<b>IV</b>					
		<b>NET ASSETS/LIABILITIES</b>			
		Capital from Euratom member states	4.7.7	585 600.00	585 600.00
		Fair value reserve	4.7.8	0.00	0.00
		Accumulated surplus/deficit		147 478.54	40 943.42
		Economic result of the year		158 493.73	106 535.12
		<b>TOTAL NET ASSETS</b>		<b>891 572.27</b>	<b>733 078.54</b>
		<b>TOTAL NET ASSETS/LIABILITIES</b>		<b>963 505.44</b>	<b>740 564.68</b>

### 3.3. CASH FLOW STATEMENT

	2020	2019
<b>CASH FLOW FROM OPERATING ACTIVITIES</b>		
Surplus/(deficit) from operating activities	158 493.73	106 286.34
<u>Adjustments</u>		
Amortization (intangible fixed asset)	644.00	690.00
Depreciation (tangible fixed asset)	6 913.82	7 874.98
(Increase)/decrease in short term receivables	2 300.00	(2 300.00)
(Increase)/decrease in prepaid expenses	1 544.16	294.46
Increase/(decrease) in payables to EU entities	0.00	0.00
Increase/(decrease) in accounts payables	0.00	(614.30)
Increase/(decrease) in accrued expenses	59 198.09	(1 233.54)
Increase/(decrease) in pre-financing from EU entities	5 248.94	(3 722.63)
Other non-cash movements	0.00	0.00
<b>NET CASH FLOW FROM OPERATING ACTIVITIES</b>	<b>234 342.74</b>	<b>107 275.31</b>
<b>CASH FLOW FROM INVESTING AND FINANCING ACTIVITIES</b>		
Purchase of tangible and intangible fixed assets	(180 616.24)	(13 686.43)
(Increase)/decrease in investments	0.00	0.00
Increase/(decrease) in fair value reserve	0.00	0.00
Increase/(decrease) in capital	0.00	0.00
Financial revenue	0.00	248.78
Financial expenses	0.00	0.00
<b>NET CASH FLOW FROM INVESTING AND FINANCIAL ACTIVITIES</b>	<b>(180 616.24)</b>	<b>(13 437.65)</b>
<b>NET INCREASE/(DECREASE) IN CASH AND CASH EQUIVALENTS</b>	<b>53 726.50</b>	<b>93 837.66</b>
Cash and cash equivalents at the beginning of period	711 493.22	617 655.56
Cash and cash equivalents at the end of period	765 219.72	711 493.22

### 3.4. STATEMENT OF CHANGES IN NET ASSETS

Net assets	Capital		Accumulated Surplus / Deficit	Economic outturn for the year	Total
	Fair value reserve	Capital from Member States			Net Assets/ Liabilities
Balance at 31/12/2019	0.00	585 600.00	40 943.42	106 535.12	733 078.54
Variations in fair value	0.00				0.00
Allocated result			106 535.12	(106 535.12)	0.00
Capital called-up					0.00
Economic outturn for the year				158 493.73	158 493.73
<b>Balance at 31/12/2020</b>	<b>0.00</b>	<b>585 600.00</b>	<b>147 478.54</b>	<b>158 493.73</b>	<b>891 572.27</b>

## 4. NOTES TO THE FINANCIAL STATEMENTS

### 1/1-31/12/2020

#### 4.1. APPLICABLE FINANCIAL REGULATION

ESA applies the **EU Financial Regulation**<sup>12</sup> (FR) - Regulation (EU, Euratom) 2018/1046 on the financial rules applicable to the general budget of the Union, repealing Regulation (EU, Euratom) No 966/2012 (2012 Financial Regulation) from 2 August 2018.

**Art. 68** of the EU FR stipulates that *"This regulation shall apply to the implementation of the budget for the Euratom Supply Agency"*.

The Euratom Supply Agency (ESA) falls outside the scope of Art. 70. It was established by the Euratom Treaty and hence should not be deemed to belong to *"bodies...set up under the TFEU and the Euratom Treaty"*, referred to in Art. 70 (1).

#### 4.2. NON-CONSOLIDATION

The Euratom Supply Agency's accounts are not consolidated in the EU Accounts<sup>13</sup>.

#### 4.3. ACCOUNTING PRINCIPLES

The financial statements shall be drawn up in accordance with the generally accepted accounting principles, as laid down in EU Accounting rule 2 and are the same as those described in the International Public Sector Accounting Standards (IPSAS) 1, namely:

##### **Fair presentation**

Financial statements shall present fairly the financial position, financial performance and cash flows of an entity. Fair presentation requires the faithful representation of the effects of transactions, other events and conditions in accordance with the definitions and recognition criteria for assets, liabilities, revenue and expenses set out in EC accounting rules. The application of EC accounting rules, with additional disclosures when necessary, is presumed to result in financial statements that achieve a fair presentation (EU Accounting Rule 2).

##### **Accrual Basis**

In order to meet their objectives, financial statements are prepared on the accrual basis of accounting. Under this basis, the effects of transactions and other events are recognised when they occur (and not as cash or its equivalent is received or paid) and they are recorded in the accounting records and reported in the financial statements of the periods to which they relate (EU Accounting Rule 2).

---

<sup>12</sup> Regulation (EU, Euratom) No 966/2012 of the European Parliament and of the Council.

<sup>13</sup> OJ ref. C306/201-17.12.2007, Art.10

### **Going concern basis**

When preparing financial statements an assessment of an entity's ability to continue as a going concern shall be made. Financial statements shall be prepared on a going concern basis unless there is an intention to liquidate the entity or to cease operating, or if there is no realistic alternative but to do so. These financial statements have been prepared in accordance with the going concern principle, which means that ESA is deemed to have been established for an indefinite duration (EU Accounting Rule 2).

### **Consistency of presentation**

According to this principle the presentation and classification of items in the financial statements shall be retained from one period to the next (EU Accounting Rule 2).

### **Aggregation**

Each material class of similar items shall be presented separately in the financial statements. Items of a dissimilar nature or function shall be presented separately unless they are immaterial (EU Accounting Rule 2).

### **Offsetting (no netting)**

Assets and liabilities, and revenue and expenses, shall not be offset unless required or permitted by an EU Accounting rule (EU Accounting Rule 2).

### **Comparative Information**

Except when an EU accounting rule permits or requires otherwise, comparative information shall be disclosed in respect of the previous period for all amounts reported in the financial statements. When the presentation or classification of items in the financial statements is amended, comparative amounts shall be reclassified unless the reclassification is impracticable (EU Accounting Rule 2). The qualitative characteristics of financial reporting are relevance, reliability, understandability and comparability which are explained in EU Accounting Rule 2 and IPSAS 1.

Figures of the financial year 2020 are compared with those of the previous year.

## **4.4. IT SYSTEMS**

The financial and accounting activities of the Agency are supported by the SAP and ABAC information systems. A validation of the accounting systems is duly performed. Since 2015, the Agency has used its own inventory management centre, supported by the applications ABAC Assets and SAP Accounting.

## 4.5. BASIS OF PREPARATION

### 4.5.1. Chart of Accounts

The chart of accounts used by ESA follows the structure of the chart of accounts of the European Commission (PCUE).

### 4.5.2. Transactions and balances

The financial statements are presented in EUR.

Year-end balances of monetary assets and liabilities denominated in foreign currencies, when present, are converted into EUR on the basis of the exchange rates applying on 31 December. Foreign currency transactions are converted into EUR using the exchange rates prevailing at the dates of the transactions.

### 4.5.3. Fixed assets

Fixed assets are entered on the assets side of the balance sheet as long as they are controlled by the Agency and generate future economic benefits for the Agency.

They are divided in intangible and tangible fixed assets depending if they are identifiable assets without or with physical substance.

Intangible fixed assets are valued at their acquisition price converted into EUR at the rate applying when they were purchased less accumulated amortisation and impairment.

Acquired computer software licences are capitalised on the basis of cost incurred in acquiring and bringing into use the specific software. Costs associated with developing or maintaining computer software programmes are recognised as expenses when incurred.

Tangible fixed assets are stated at historical cost less depreciation and impairment. Historical cost includes expenditure that is directly attributable to the acquisition of the items.

Depreciation/Amortisation of fixed assets is the systematic allocation of the depreciable amount of an asset over its useful life (EU Accounting Rule 7). The depreciation method used is the straight line method and depreciation is calculated on a monthly basis.

Assets with an acquisition price lower than EUR 420 are recognised as expenses.

The depreciation/amortisation is calculated as follows:

Type of Asset	Depreciation rate
Intangible assets (computer software)	25%
Intangible assets under construction (AUC)	0%
Plant, machinery and equipment	25%
Other fixture & fittings	25%
Computer hardware	25%
Furniture	10%



Since October 2015, the Agency has created its own inventory management centre, supported by the applications ABAC Assets and SAP Accounting.

#### **4.5.4. Investments**

The investments in bonds are valued at their fair value (market value). The unrealised differences between the purchase price and the market price are recorded under the fair value reserve.

#### **4.5.5. Contingent assets and liabilities**

A contingent asset is a possible asset and a contingent liability is a possible obligation that arises from past events and of which the existence will be confirmed only by the occurrence or non-occurrence of one or more uncertain future events not wholly within the control of the Euratom Supply Agency.

A contingent asset is disclosed when an inflow of economic benefits or service potential is probable. A contingent liability is disclosed unless the possibility of an outflow of resources embodying economic benefits or service potential is remote.

#### **4.5.6. Use of estimates**

In accordance with generally accepted accounting principles, the financial statements necessarily include amounts based on estimates and assumptions by management. Significant estimates include, but are not limited to, accrued incomes and charges, contingent assets and liabilities, and degree of impairment of fixed assets. Actual results could differ from those estimates. Changes in estimates are reflected in the period in which they become known.

#### **4.5.7. Exchange and non-exchange transactions**

Exchange transactions are transactions in which one entity receives assets or services, or has liabilities extinguished, and directly gives approximately equal value to another entity in exchange. They are recognised in the ESA's financial statements.

Non-exchange transactions are transactions that are not exchange transactions as above defined.

Services in-kind are provided as well as goods in-kind are delivered to the Agency, but are not recognised because the Agency either has insufficient control over the services provided or it may not be able to measure them reliably. The major classes of services in-kind received, including those which are not recognised, are disclosed in the current notes (ref. § 4.6.3.1). However, in 2020, as well as in the past, those goods or services were delivered or provided solely by the Commission (or by other EU Bodies and Institutions). No goods or services in-kind were directly delivered or provided to the Agency by individuals or private companies.

## 4.6. NOTES TO THE STATEMENT OF FINANCIAL PERFORMANCE

### 4.6.1. Operating revenue

The Euratom Supply Agency (ESA), directly set up by Art. 52 of the Euratom Treaty, has been operating since 1 June 1960. The possibility for ESA to collect a charge on transactions in order to defray its operating expenses, as per Article 54 of the Euratom Treaty, was postponed sine die, by the Council, in 1960. Consequently, the Agency's administrative expenses has to be financed by the European Commission (the only Agency's own income being the interests of its capital).

Thus, the operating revenue of the Agency, since 1960, consists of a contribution from the European Commission; with the exception of the period 2008-2011, when ESA did not manage an own budget and all its needs were directly covered by the Commission services (DG ENER).

### 4.6.2. Other operating revenue

Exchange gains which arise from everyday activities which are made in currencies other than the Euro, income from write-off of debts from operational activities and fixed assets adjustments are included under the heading 'Other operating revenue'.

### 4.6.3. Administrative expenses

#### 4.6.3.1. Covered by the Commission

##### i. Staff-related expenses

The staff of the Euratom Supply Agency is European Commission (EC) staff, in accordance with Article 4 of ESA's Statutes<sup>14</sup>. The officials are appointed by, and their salaries are paid directly by the EC and are not charged to the Agency's budget.

Pursuant to Article 53 of the Treaty establishing the European Atomic Energy Community<sup>15</sup>, the Agency's establishment plan is incorporated in the global EC numbers<sup>16</sup>. The staff is governed in accordance with the Staff Regulations<sup>17</sup>. At the end of 2020, the Agency occupied 16 permanent posts (7 administrator and 9 assistant posts). There was one vacant post at the year-end.

Human Resources	2020	
	Authorised under the EU Budget <sup>18</sup>	Actually filled as of 31/12/2020
Number of staff		
Commission Officials	17	16
Total Establishment plan posts	17	16
Contract Agents	0	0
Seconded National Experts	0	0
<b>Total staff</b>	<b>17</b>	<b>16</b>

Table: ESA establishment plan

<sup>14</sup> Council Decision 2008/114/EC, Euratom of 12/2/2008 establishing Statutes for the Euratom Supply Agency (OJ L 41, 15/2/2008, p. 15), and in particular Articles 4, 6 and 7 of the Annex thereto.

<sup>15</sup> Treaty establishing the European Atomic Energy Community and in particular Articles 52, 53 and 54 thereof (OJ L 27, 6/12/1958, p.534)

<sup>16</sup> Adopted EU General Budget 2020, OJ L 57, 27.2.2020 p.1978, footnote 2

<sup>17</sup> EEC/EAEC Council: Regulation No 31 (EEC), 11 (EAEC)

<sup>18</sup> Adopted EU General Budget 2020, OJ L 57, 27.2.2020 p.1978, footnote 2

## ii. Other administrative expenses

Most of the Agency's expenditure is directly financed by the EU budget. In addition, since 2018, the Euratom Supply Agency is exempted from paying any fee to the Commission for the provision of services to it by the latter<sup>19</sup>.

The basic categories of expenditure, including salaries, are described in the following table:

Overview of expenditure financed directly by the Commission
<b><u>TITLE 1 STAFF EXPENDITURE</u></b>
<b>Salaries &amp; allowances</b>
<b>Socio-medical infrastructure</b>
<b>Training</b>
<b><u>TITLE 2 INFRASTRUCTURE &amp; OPERATING EXPENDITURE</u></b>
<b>Rental of buildings and associated costs</b>
<i>- Buildings, infrastructure and associated costs</i>
<b>Information and communication technology</b>
<i>- EC software applications (ABAC...)</i>
<b>Movable property and associated costs</b>
<b>Current administrative expenditure</b>
<i>- Stationary and office supplies</i>
<b>Postage / Telecommunications</b>
<i>- Computer hardware (servers, PCs and equipment)</i>
<i>- Telecommunications</i>
<b>Information and publishing</b>
<i>- Publications – Official journal</i>

Table: Overview of expenditure financed directly by the Commission

## iii. Estimate of total administrative costs covered by the EC

According to the Directorate General for Budget's (DG BUDG) estimate for the average cost of an official<sup>20</sup>, in 2020 the Agency's **total average cost covered by the EC** amounted to EUR 2 432 000.

<sup>19</sup> C(2018) 5120 final of 3.8.2018 and in particular Annex 21 of the Internal Rules on the implementation of the general budget of the European Union - "Provision of services to other EU institutions, Agencies and other Bodies".

<sup>20</sup> Circular note of European Commission - ARES(2020)7207855-30.11.2020 [ FR ]

The salaries of the Agency's staff, covered by the Commission, were calculated at EUR 2 024 000 (against 2 130 100 in 2019) or 83% of the costs covered, the latter being a statutory requirement.

Total average cost includes salaries as well as "habillage" costs (i.e. buildings and other administrative costs as well as ICT costs) which totalled EUR 408 000 (17%).

Amounts in EUR	(1)	(2)	(1) x (2)	(3)	(1) x (3)
Category of personnel	Number of personnel	Salary costs	Total Average cost of salaries	Total average cost / person (**)	Total average cost
Official	15	126 500 €/year (*)	1 897 500	152 000 €/year (*)	2 280 000
Temporary agent	1	126 500 €/year (*)	126 500	152 000 €/year (*)	152 000
<b>Total</b>	<b>16</b>		<b>2 024 000</b>		<b>2 432 000</b>

Table: ESA salaries estimation

(\*) Circular note of DG BUDGET to RUF members - ARES(2020)7207855of 30/11/2020[ FR ]

(\*\*) Including salaries, buildings, other administrative and ICT costs.

ESA Administrative Costs covered by EC	EUR	%
Salaries	2 024 000	83%
Other costs	408 000	17%
<b>Total Average Cost</b>	<b>2 432 000</b>	<b>100%</b>

Table: ESA total administrative costs covered by EC

In the light of the fact that the estimated sum of EUR 408 000 covers all ESA's costs other than salaries (and the contribution), it is obvious that ESA would need substantially more resources, human as well as financial, to be allocated additionally by the EU General Budget, in the event the Agency had to cover all its administrative needs by itself.

Provided that its independence is not jeopardised, the Euratom Supply Agency welcomes the economies of scale obtained through the direct coverage of several of its administrative needs by the Commission.

#### 4.6.3.2. Covered by the Agency

##### i. Staff-related expenses

Mission costs represent the majority of staff costs covered by the Agency's budget and representation costs form the rest.

Expenditure concerning staff attached to the institution	EUR 7 698.55
Mission expenses, travel and other incidental expenses	
Training costs	
Entertainment and representation expenses for staff	

Table: Staff costs covered by ESA

##### ii. Other administrative expenses

Fixed assets related expenses are the depreciation on assets (computer software, furniture and computer hardware) bought by the Agency's budget.

<b>Fixed assets related expenses</b>	<b>EUR 7 557.82</b>
Amortisation	<b>644.00</b>
Depreciation	<b>6 913.82</b>

All other costs are included in the heading 'Other administrative expenses'.

<b>Other administrative expenses</b>	<b>EUR 45 506.79</b>
Computer centre	19,545.59
Subscriptions and purchase of information media	17,233.73
Membership of nuclear organisations	4,937.33
Conferences, congresses and meetings	2,577.40
Publications	1,061.67
Bank charges	151.07

Table: Other administrative costs covered by ESA

#### **4.6.4. Operating expenses**

Exchange losses which arise from everyday activities which are made in currencies other than the Euro are included under the heading 'Operating expenses'.

#### **4.6.5. Financial operations revenue and expenses**

This heading includes interest from bank accounts and investments (coupon payment on bonds) as well as differences in the purchase value and reimbursed value of bonds, when present.

The own financial revenue of ESA comes from the proceeds, if any, of its called-up capital (EUR 585 600), deposited in a Luxembourgish euro-denominated savings account. In an environment of zero interest rates, no bank interest was paid to its deposits in 2020 (EUR 248.78 in 2019).

<b>Financial operations revenue</b>	<b>EUR 0.00</b>
Bank interest	0.00

From 2014 on, the part of the interest that comes from the Commission's contribution is included in the financial revenue.

Since 20 June 2016, the Agency does not hold any bonds.

## 4.7. NOTES TO THE BALANCE SHEET

### I. NON-CURRENT ASSETS

#### 4.7.1. Fixed assets

Fixed assets comprise categories: computer software, computer hardware and furniture, plant machinery and equipment and other fixture and fittings.

In October 2015, the Euratom Supply agency has created its own inventory management centre which is integrated with relevant accounting systems (SAP and ABAC Assets). All assets managed previously by DIGIT were transferred to ESA.

Assets with an acquisition price lower than EUR 420 are considered as expenses.

##### 4.7.1.1. Intangible assets under construction

Since January 2020, the Agency has been developing a new software to support the management of ESA core tasks under the Treaty and the Statutes. The NOEMI system (“Nuclear Observatory and ESA Management of Information”) is envisaged to support the nuclear contract management, secure storage of the data and concluded nuclear contracts and monitoring of the nuclear energy market. The project will be implemented during 2020-2021 and its estimated cost will be EUR 355 000. The Agency has adopted<sup>21</sup> the threshold amount for capitalisation Internally Generated Intangible Assets at EUR 200 000.

Fixed assets 2020	INTANGIBLE		TANGIBLE				TOTALS	
	21001000	21400001	24001001	24101000	23001000	24201000	Intangible Assets	Tangible Assets
	Computer software	Manual intangible assets under construction	Furniture	Computer hardware	Plant, Machinery Equipment	Other fixtures & Fittings		
Carrying amount at 1/1/2020	6,009.66	0.00	6,222.82	52,670.77	1,266.17	1,369.26	6,009.66	61,529.02
Purchases during the year	3,312.50	0.00	0.00	0.00	0.00	0.00	3,312.50	0.00
Disposals	0.00	0.00	0.00	0.00	0.00	0.00	0.00	0.00
Transfers between asset categories	0.00	0.00	0.00	0.00	0.00	0.00	0.00	0.00
Other changes	0.00	177,303.74	0.00	0.00	0.00	0.00	177,303.74	0.00
Gross carrying amount at 31/12/2020	9,322.16	177,303.74	6,222.82	52,670.77	1,266.17	1,369.26	186,625.90	61,529.02
Accumulated depreciation at 1/1/2020	5,434.66	0.00	6,222.82	34,366.51	1,266.17	1,369.26	5,434.66	43,224.76
Depreciation charge for the year	644.00	0.00	0.00	6,913.82	0.00	0.00	644.00	6,913.82

<sup>21</sup> ARES(2020)7882127 Capitalisation threshold for internally generated intangible assets (IGIA) in ESA.

Fixed assets 2020	INTANGIBLE		TANGIBLE				TOTALS	
	21001000	21400001	24001001	24101000	23001000	24201000	Intangible Assets	Tangible Assets
	Computer software	Manual intangible assets under construction	Furniture	Computer hardware	Plant, Machinery Equipment	Other fixtures & Fittings		
Disposals	0.00	0.00	0.00	0.00	0.00	0.00	0.00	0.00
Transfers between asset categories	0.00	0.00	0.00	0.00	0.00	0.00	0.00	0.00
Other changes	0.00	0.00	0.00	0.00	0.00	0.00	0.00	0.00
<b>Accumulated depreciation at 31/12/2020</b>	<b>6,078.66</b>	<b>0.00</b>	<b>6,222.82</b>	<b>41,280.33</b>	<b>1,266.17</b>	<b>1,369.26</b>	<b>6,078.66</b>	<b>50,138.58</b>
<b>Net carrying amount at 31/12/2020</b>	<b>3,243.50</b>	<b>177,303.74</b>	<b>0.00</b>	<b>11,390.43</b>	<b>0.00</b>	<b>0.00</b>	<b>180,547.24</b>	<b>11,390.43</b>

#### 4.7.2. Investments

The classification on the investments is determined at initial recognition and re-evaluated at each balance sheet date.

The investments for different bonds are classified as available-for-sale financial assets. Investments are initially recognised at fair value and changes in fair value are recorded through equity. The fair values of quoted instruments in active markets are based on the current bid prices.

At 31 December 2020, the Agency did not hold any investment.

<b>Total Investments</b>	<b>EUR 0.00</b>
Bonds & Securities in EUR	0.00

## II. CURRENT ASSETS

#### 4.7.3. Short term receivables

Short-term receivables consist of sundry receivables (staff advances on mission costs), accrued incomes and deferred charges.

<b>Short term receivables</b>	
Short term receivables	0.00
Accrued income	0.00
Deferred Charges	6 348.05
<b>Deferred charges &amp; Accrued Income</b>	<b>6 348.05</b>

#### 4.7.4. Cash and cash equivalents

At the end of the 2020, the Agency held bank accounts in EUR. These accounts were open in Luxembourg.

Cash and cash equivalents	Balance at 31/12/2020	Balance at 31/12/2019
Bank accounts in EUR	236,414.28	182 673.01
Savings / Short term bank deposits <3 months in EUR	528,805.44	528 820.21
<b>Total in EUR</b>	<b>765 219.72</b>	<b>711 493.22</b>

### III. CURRENT LIABILITIES

#### 4.7.5. Accounts payable

Payables arising from the purchase of goods and services are recognised at invoice reception for the original amount and corresponding expenses are entered in the accounts when the supplies or services are delivered and accepted by ESA.

Accrued charges consist of the services or goods received but not invoiced in the financial year.

Pre-financing from the EU entities corresponds to the result of the budget outturn account to be reimbursed to the Commission.

### IV. NET ASSETS/LIABILITIES

#### 4.7.6. Capital

In accordance with its Statutes<sup>22</sup>, the Agency has a capital of EUR 5 856 000. An instalment of 10% of the capital is paid at the time of a Member State's accession to the EU. The amount of the instalment called-up was EUR 585 600 on 31 December 2020. Luxembourg and Malta have not subscribed to ESA's capital.

No movement of capital was recorded in 2020.

The United Kingdom's withdrawal from the European Union and Euratom is analysed in paragraph 4.7.9.2.

CAPITAL Participating Member State	Member States' subscription in EUR	
	2020	2019
Belgique/België – Belgium	192 000	192 000
Republika Bulgaria – Republic of Bulgaria	96 000	96 000
Česká Republika - Czech Republic	192 000	192 000
Danmark – Denmark	96 000	96 000
Deutschland – Germany	672 000	672 000
Eesti – Estonia	32 000	32 000
Ellas – Greece	192 000	192 000

<sup>22</sup> OJ L 41, 15/2/2008, p. 18



CAPITAL		Member States' subscription in EUR	
Participating Member State	2020	2019	
España - Spain	416 000	416 000	
France	672 000	672 000	
Hrvatska - Croatia	32 000	32 000	
Ireland	32 000	32 000	
Italia - Italy	672 000	672 000	
Kypros – Cyprus	32 000	32 000	
Latvija - Latvia	32 000	32 000	
Lietuva - Lithuania	32 000	32 000	
Magyarország - Hungary	192 000	192 000	
Nederland - Netherlands	192 000	192 000	
Österreich - Austria	96 000	96 000	
Polska - Poland	416 000	416 000	
Portugal	192 000	192 000	
România - Romania	288 000	288 000	
Slovenija - Slovenia	32 000	32 000	
Slovensko - Slovakia	96 000	96 000	
Suomi - Finland	96 000	96 000	
Sverige - Sweden	192 000	192 000	
United Kingdom <sup>23</sup>	672 000	672 000	
<b>Total capital in EUR</b>	<b>5 856 000</b>	<b>5 856 000</b>	
<b>Value of first call of 10% in EUR</b>	<b>585 600</b>	<b>585 600</b>	

#### 4.7.7. Fair value reserve

The adjustment to fair value of available-for-sale assets is accounted for through the fair value equity reserve. The fair value reserve consists of the change between the purchase price and the market value of investments (available-for-sale assets) converted into euros using the prevailing rate on 31 December.

No purchase of financial assets has been performed during 2020. As the Agency does not hold any other investments, there is no fair value calculation applicable.

FAIR VALUE RESERVE	Amount
<b>Balance at 31.12.2019</b>	0.00
Result on sale securities	0.00
Change in market value	0.00
<b>Balance at 31.12.2020</b>	0.00

<sup>23</sup> Relevant disclosure, paragraph 4.7.9.2.

## **V. OFF BALANCE SHEET DISCLOSURES**

### **4.7.8. Contingent assets and liabilities, and other disclosures**

In 2020, there were neither contingent assets nor contingent liabilities to be disclosed, according to the described accounting principles (4.4.5).

As at 31 December 2020, the Agency was not involved in legal disputes.

### **4.7.9. Other significant disclosures**

#### **4.7.9.1. The COVID-19 outbreak**

During 2020, the coronavirus outbreak had a huge impact on the EU. The Agency has made every effort to reduce the effect of the pandemic on its staff and stakeholders. ESA stayed fully operational and demonstrated it can respond swiftly to challenges arising due to the COVID-19 crisis.

In line with the Commission guidance and in order to minimise the risk to staff and to their families, ESA pursued teleworking as the default option. However, critical and essential staff who needed to access resources and work on the premises were able to do so on a rotational basis.

At the same time, ESA took all necessary steps to continue its core duties i.e. to assess and conclude nuclear material supply contracts and to monitor nuclear fuel market and supply of medical radioisotopes. ESA's annual report was published on 1 September 2020, due to some difficulties in review and the need to consult the Advisory Committee by a written procedure. However, the statutory deadlines were kept for the core analysis of the EU market (supply and demand of nuclear material and services in the EU), the final accounts and report on budget and financial management. While the spring 2020 Advisory Committee meeting was cancelled as it coincided with the first wave of the pandemic, the second was successfully organised and held in a virtual format. It also organised and held an international e-meeting of the European Observatory on the secure supply of medical radioisotopes.

In parallel, ESA introduced changes in its spending pattern via a budget amendment to reduce expenses on the organisation of meetings, participation in conferences and statutory missions. Instead, it invested in upgrading its core IT application (ref §4.7.1.1).

For subsequent periods, where appropriate, ESA re-scoped its ongoing tasks and adjusted the approach and timeline to take account of changing circumstances in its new 2021 work programme.

#### **4.7.9.2. The United Kingdom's withdrawal from the European Union and Euratom**

The United Kingdom (UK) left the European Union and the European Atomic Energy Community (Euratom) on 31 January 2020 in accordance with the terms established by its Withdrawal Agreement<sup>24</sup>, previously concluded on the basis of Article 50 of the Treaty on the European Union. The same Agreement provided for a time-limited transition period, from 1 February 2020 to 31 December of the same year, in which the European Law continued to apply to and in the United

---

<sup>24</sup> OJ C144 I of 25.4.2019

Kingdom, but the former Member State was not anymore represented in the EU/Euratom institutions, agencies, bodies and offices.

The UK as a Member State had subscribed a share of EUR 672 000 in the capital of the Euratom Supply Agency (amounting, since 2013, to EUR 5 856 000). It paid 10% of its share, i.e. EUR 67 200, at the time of its accession to Euratom. Since then, this latter sum of money has been held with the Agency's bank account.

In connection with that, paid-off, part of the UK's share, the Agency has to point out that nothing is provided for in the Withdrawal Agreement (or in any other agreement or arrangement or legal act, to-date). We understand that, in any case, until 31 December 2020 (i.e. the end of the transition period) the legal situation was not affected by the exit of the United Kingdom from the EU and Euratom.

Therefore, at the time of the signature of these accounts, there is no financial impact to be reported in the 2020 annual accounts.

Regarding the period as from 1 January 2021 onwards, the Agency, which cannot act unilaterally in this field, is seeking to gain legal clarity. The issue of the UK's legacy in our accounts was repeatedly (including before the conclusion of the Withdrawal Agreement) brought to the attention of the Commission services dealing centrally with Brexit. We have urged them, including recently, to take appropriate action and advise us.

In addition, the Agency sees the need for its Statutes to be amended with a view to adapting the amount of the Agency's capital. The Statutes being established by decision of the Council, a Commission proposal launching the relevant legislative procedure will be required at the first stage. ESA has already addressed the matter with its Commission interlocutors.

In the light of the above: Save what may be eventually decided in connection with the UK paid-in capital, ESA does not envisage making any payment, return or remuneration to the United Kingdom in the subsequent periods as a consequence of the termination of its membership.

#### **4.7.10. Changes in accounting policies**

There have been no changes in accounting policies for financial year 2020.

#### **4.7.11. Related third parties**

The related parties of the Agency is the European Commission and the key management personnel. Transactions between these parties take place within normal ESA operations and therefore no specific disclosure requirements are necessary for these transactions, in accordance with the EU accounting rules.

##### **4.7.11.1. Key management entitlements**

The highest-graded official of the Agency in 2020 was the Director General – Authorising Officer in the grade AD15. The Director General is remunerated in accordance with the Staff Regulations of the EU. There were no transactions (loans), of any kind, to the Director General from the Agency.

Highest grade description	Grade	Number of persons of this grade	Loans to related parties	
			Nominal amount	Remaining open amount as of 31/12/2020
Director	AD15	1	0.00	0.00

#### 4.7.12. Post balance sheet events

At the date of signature of these accounts, no other significant issue subsequent to the balance sheet date came to the attention of the Accounting officer of the Agency, or was reported to her that would have a material impact on the financial statements.

The accounts and related notes were prepared using the most recently available information and this is reflected in the information presented.

## 4.8. FINANCIAL RISK MANAGEMENT

### 4.8.1. Financial instruments

Financial instruments comprise cash, current receivables and recoverables, current payables, available-for-sale assets (Bonds). Financial instruments give rise to market, credit and liquidity risks, information about which and how they are managed is set out below.

### 4.8.2. Market risk

Market risk is the risk that the fair value or future cash flows of a financial instrument will fluctuate, because of changes in market prices. Market risk embodies not only the potential for loss, but also the potential for gain. It comprises currency risk, interest rate risk and other price risk (ESA has no significant other price risk).

- **Interest rate risk**

Interest rate risk is the possibility of a reduction in the value of a security, especially a bond, resulting from an increase in interest rates. In general, higher interest rates will lead to lower prices of fixed rate bonds, and vice versa.

Until 20 June 2016, ESA has earned a fixed coupon rate of 6% applied to the nominal value of bond from its available-for-sale (AFS) investment. The bond has come to its maturity on 20/6/2016. No other investment has been placed in 2020.

ESA's treasury neither borrows nor lends money. It does, however, earn interest on balances it holds on its bank accounts. The Agency has put in place measures to ensure that interest earned on its bank accounts regularly reflects market interest rates, as well as their possible fluctuation.

- **Foreign currency risk**

Currency risk is the risk that the entity's operations or its investments' value may be affected by changes in exchange rates. This risk arises from the change in price of one currency against another.

All the Agency's financial assets, including the bank accounts, are denominated in EUR.

The only exposure to exchange rate fluctuations is due to certain payments of suppliers in foreign currencies. ESA accepts this risk.

At the end of 2020, there were neither assets nor liabilities in foreign currency.

**Table A: overview of the foreign currencies to which the EU entity is exposed**

Currency risk disclosures							
EAR 11 - §9.28-30							
31/12/ 2020	Currency exposure (amounts in EUR to be included in the table)						
	USD <sup>1</sup>	GBP <sup>1</sup>	DKK <sup>1</sup>	SEK <sup>1</sup>	EUR	Other <sup>1</sup>	Total EUR
<b>Monetary assets</b>	<b>0.00</b>	<b>0.00</b>	<b>0.00</b>	<b>0.00</b>	<b>765 219.72</b>	<b>0.00</b>	<b>765 219.72</b>
Available for sale financial assets					0.00		0.00
Loans (including short term deposits >3 months and <1 year)							0.00
Receivables with Member States							0.00
Receivables with third parties					0.00		0.00
Receivables with consolidated entities							0.00
Cash and cash equiv. (incl. ST deposits <3months)					765 219.72		765 219.72
<b>Monetary liabilities</b>	<b>0.00</b>	<b>0.00</b>	<b>0.00</b>	<b>0.00</b>	<b>10 792.97</b>	<b>0.00</b>	<b>10 792.97</b>
Provisions							0.00
Payables with third parties					0.00		0.00
Payables with consolidated entities					10 792.97		10 792.97
<b>Net Position</b>	<b>0.00</b>	<b>0.00</b>	<b>0.00</b>	<b>0.00</b>	<b>754 426.75</b>	<b>0.00</b>	<b>754 426.75</b>

<sup>1</sup> EUR equivalent

### 4.8.3. Credit risk

Credit risk is the risk of loss due to a debtor's/borrower's non-payment of a loan or other line of credit (either the principal or interest or both) or other failure to meet a contractual obligation.

The Agency neither lends money nor provides grants.

ESA's treasury resources are kept in a Commercial Bank (i.e. Banque et Caisse d'Epargne de l'Etat – Luxembourg, or BCEE), with a high credit rating. The current rating for long term bank deposits for BCEE is Aa2 (according to Moody's report of 21/10/2020)<sup>25</sup>, taking also into consideration that BCEE is 100% owned by the State of Luxembourg. Rating for the State of Luxembourg by Fitch, Moody's and S&P is AAA. Rating is periodically monitored.

On 31 December 2020, the Agency did not hold any sovereign debt.

<sup>25</sup> [https://www.moodys.com/research/Moodys-announces-completion-of-a-periodic-review-of-ratings-of--PR\\_432979](https://www.moodys.com/research/Moodys-announces-completion-of-a-periodic-review-of-ratings-of--PR_432979)

The exposure to credit risk is listed in the following table.

**Credit risk**

**Table A: credit quality of financial assets that are neither past due nor impaired**

At 31/12/2020	Available for sale financial assets (including accrued interest) <sup>2</sup>	Loans (including short term deposits >3 months and <1 year)	Receivables with Member States <sup>3</sup>	Receivables with third parties	Receivables with EU entities	Short-term deposits (< 3 months - including accrued interest) <sup>4</sup>	Cash and cash equivalent <sup>4</sup>
<b>Counterparties with external credit rating<sup>1</sup>:</b>	0.00	0.00	0.00	0.00	0.00	528 805.44	236 414.28
Prime and high grade	0.00				n/a	528 805.44	236 414.28
Upper medium grade					n/a		
Lower medium grade					n/a		
Non-investment grade					n/a		
Unassigned					n/a		
<b>Counterparties without external credit rating:</b>	0.00	0.00	0.00	2300.00	0.00	0.00	0.00
Group 1 - Debtors who never defaulted			n/a	0.00			
Group 2 - Debtors who defaulted in the past			n/a		n/a		

<sup>1</sup> Counterparties with external credit rating, please find the table of correspondence in sheet "Table of rating".

<sup>2</sup> Available for sale financial assets: bonds and other debt instruments -> equity instruments to be excluded

<sup>3</sup> Please find the rating of member states in the sheet "Rating Member states"

<sup>4</sup> Please indicate the name of the bank in the box below

The name of the bank
Banque et Caisse d'Epargne Luxembourg

#### 4.8.4. Liquidity risk

Liquidity risk is the risk that arises from the difficulty of selling an asset; for example, the risk that a given security or asset cannot be traded quickly enough in the market to prevent a loss or meet an obligation. Liquidity risk arises from the on-going financial obligations, including settlement of payables.

EU budget principles ensure that overall cash resources for a given year are always sufficient for the execution of all payments. The Agency has no own revenues. The budget is wholly financed by an EU budget contribution, included in and transferred from the Commission's section of the budget. It is generally received in two instalment at the beginning of every semester, while payments are executed during the whole year.

ESA manages liquidity risk by continually monitoring forecasted and actual cash flows.

In case of need, there is the possibility of immediate or short-term withdrawal of cash.

The entity's liabilities have remaining contractual maturities as summarised below (accrued charges are excluded):

Liquidity risk				
At 31/12/2020	< 1 year	1 - 5 years	> 5 years	Total
Payables with third parties	0.00			0.00
Payables with EU entities	10 792.97			10 792.97
<b>Total liabilities</b>	<b>10 792.97</b>	<b>0.00</b>	<b>0.00</b>	<b>10 792.97</b>



# 5. REPORT ON THE IMPLEMENTATION OF THE BUDGET

## 5.1. BUDGETARY PRINCIPLES AND STRUCTURE

### 5.1.1. Legal basis

The Agency is endowed with legal personality and financial autonomy (Art.54 of the Euratom Treaty), and it operates under the supervision of the Commission (Art.53 of the Euratom Treaty) on a non-profit making basis.

The legal basis for the implementation of the budget consists of the following:

Treaty/Decision	Date	Mission / Tasks / Functions
Treaty establishing the European Atomic Energy Community and in particular Articles 52, 53 and 54 thereof (OJ L 27, 6.12.1958, p.534).	6/12/1958	Establishment of the Euratom Supply Agency
Council Decision 2008/114/EC, Euratom (OJ L41, 15.2.2008, p. 15) and in particular Articles 4 et sq. of the Annex thereto.	12/2/2008	Statutes for the Euratom Supply Agency
Regulation (EU, Euratom) 2018/1046 of the European Parliament and of the Council on the financial rules applicable to the general budget of the Union repealing Regulation (EU, Euratom) No 966/2012, and in particular article 68 thereof.	3/8/2018	Financial Regulation applicable to the Agency

According to Article 68 of the Financial Regulation 2018<sup>26</sup>, which stipulates that "*This regulation shall apply to the implementation of the budget for the Euratom Supply Agency*", the budgetary accounts of ESA are kept in accordance with this Regulation.

Pursuant to Article 7 of the Statutes for the Euratom Supply Agency<sup>27</sup> :

- The revenue and expenditure shown in the budget shall be in balance.
- The Agency's revenue shall consist of a contribution from the Community, bank interest and income from its capital and bank investments, and, if necessary, a charge as provided for in Article 54 of the Treaty<sup>28</sup> and borrowings.
- The expenditure of the Agency shall consist of administrative expenses of its staff and of the Committee, as well as expenses resulting from contracts entered into with third parties.

Off-budget expenditures represent the majority of ESA's administrative expenses, which are financed directly by the Commission, on the appropriate lines of the EU budget. Salaries are paid by

<sup>26</sup> Regulation (EU, Euratom) 2018/1046

<sup>27</sup> Council Decision 2008/114/EC, Euratom of 12 February 2008 establishing Statutes for the Euratom Supply Agency (OJ L 41, 15/2/2008, p. 15), and in particular Articles 4, 6 and 7 of the Annex thereto.

<sup>28</sup> Treaty establishing the European Atomic Energy Community and in particular Articles 52, 53 and 54 thereof (OJ L 27, 6/12/1958, p.534)

the Commission and not charged to the Agency’s budget, in line with the provisions of Article 4 of ESA’s statutes. The basic categories of off-budget expenditure include salaries; other staff expenses like training; buildings, furniture, and part of IT equipment.

Revenues	%	Expenditure	%
EC Contribution	100%	Administrative expenses	100%
Bank Interest	0%	<i>Expenses resulting from contracts entered into with 3rd parties<sup>29</sup></i>	0%
Income from investments	0%		

### 5.1.2. Budgetary principles

The budget of ESA has been established in compliance with the principles of unity, budget accuracy, annuality, equilibrium, unit of account, universality, specification, sound financial management and transparency as set out in the Financial Regulation of the EU.

**a) The principle of unity and budget accuracy** means that all ESA's revenue and expenditure, when this is charged to the budget, must be incorporated in a single budget document, which is the vehicle for every item of expenditure and revenue.

**b) The principle of annuality** means that appropriations cover the requirements of a specific financial year and may be used only during that year (from 1 January to 31 December).

**c) The principle of equilibrium** between revenue and expenditure is respected mathematically when the budget is drawn up so as revenue and payment appropriations to be in balance. However, the revenue outturn can be higher or lower than forecast.

**d) The principle of unit of account** means that the budget must be drawn up and implemented in euro and that the accounts must be presented in euro.

**e) The principle of universality** means that total revenue covers total expenditure without any specific link between a given item of revenue and a given item of expenditure.

**f) The principle of specification** means that appropriations may be used only for the purpose for which they have been provided and shall be earmarked for specific reasons by title and chapter; the chapters shall be further subdivided into articles and items.

**g) The principle of sound financial management** dictates that budget appropriations must be used in accordance with the principles of **economy** (requires that the resources used in the pursuit of an activity be made available in due time, in appropriate quantity and quality and at the best price), **efficiency** (best relationship between resources employed and results achieved) and **effectiveness** (attaining the specific objectives set and the intended results).

**h) The principle of transparency** takes the form of a requirement to publish the budget, amending budgets and financial statements and a requirement to provide the budgetary authority and the Court of Auditors with certain information.

<sup>29</sup> According to Art 54 of Euratom Treaty which has never entered into force until today.

### 5.1.3. Budgetary structure

The budget structure for ESA consists only of administrative appropriations and has only non-differentiated appropriations, meaning that the commitment and the payment appropriations are of the same amount. The Agency does not manage operational budget lines and does not provide grants.

#### Origin of Appropriations

The possibility for ESA to collect a charge on transactions in order to defray its operating expenses, as per Article 54 of the Euratom Treaty, was postponed sine die, by the Council, in 1960. Consequently, the major part of the Agency's administrative expenses has to be covered by the European Commission (the Agency's, only own income, being the interests on its capital).

### 5.1.4. Budgetary procedure

Pursuant to Art.7 of ESA Statutes, every year, the Director General is to produce an estimate of revenue and expenditure for the Agency for the following financial year. This estimate, which includes a draft establishment plan, must be forwarded to the Commission by 31 March after obtaining the opinion of the Advisory Committee.

On the basis of the estimate, the Commission enters in the draft budget of the European Union the estimates it deems necessary for the establishment plan and the amount of the subsidy to be charged to the general budget.

In the framework of the budgetary procedure, the budget authority authorises the appropriations for the subsidy to the Agency and adopts the establishment plan for the Agency, which appears separately in the establishment plan of the Commission.

The budget is adopted by the Commission. It becomes final following final adoption of the general budget of the European Union. Where appropriate, it is adjusted accordingly. The Agency's budget is published on its website.

### 5.1.5. Audit by the European Court of Auditors

The European Court of Auditors (ECA) performs an audit of ESA's financial and budgetary accounts and the underlying transactions on an annual basis in line with internationally accepted public-sector auditing standards. The Court's responsibility is to provide the European Parliament and the Council with a statement of assurance as to the reliability of the annual accounts and the legality and regularity of the underlying transactions. ESA duly notes the Court's observations and takes the necessary measures as needed. It also follows carefully the observations of cross-cutting nature accompanying the Annual Report of the EU agencies<sup>30</sup>. In 2021, the audit mission for the 2020 financial accounts took place from 8 to 12/2/2021 and from 24 to 26/3/2021.

### 5.1.6. Discharge

The European Parliament, acting on a Council recommendation, is the discharge authority for ESA. On 13 May 2020, the European Parliament granted ESA's Director General Discharge for the implementation of the budget for the 2018 financial year<sup>31</sup>.

---

<sup>30</sup> [https://www.eca.europa.eu/Lists/ECADocuments/AUDITINBRIEF\\_AGENCIES\\_2018/AUDITINBRIEF\\_AGENCIES\\_2018\\_EN.pdf](https://www.eca.europa.eu/Lists/ECADocuments/AUDITINBRIEF_AGENCIES_2018/AUDITINBRIEF_AGENCIES_2018_EN.pdf)

<sup>31</sup> European Parliament decision of 13/5/2020 (P9\_TA-PROV(2020)0104: Decision 2019/2087(DEC), P9\_TA-PROV(2020)0121: Decision 2019/2098(DEC)), internal reference Ares(2019)3499364 - 3/7/2020

## 5.2. BUDGETARY IMPLEMENTATION

### 5.2.1. BUDGET IMPLEMENTATION AT A GLANCE

<b>EC Contribution</b> <sup>(1)</sup>	<ul style="list-style-type: none"> <li>• EUR 230 000.00</li> </ul>
<b>Committed Appropriations</b> <sup>(2)</sup>	<ul style="list-style-type: none"> <li>• EUR 228 949.17 (C1)</li> <li>• EUR 131 137.56 (C8)</li> </ul>
<b>Payment Appropriations</b> <sup>(3)</sup>	<ul style="list-style-type: none"> <li>• EUR 51 370.50 (C1)</li> <li>• EUR 121 694.06 (C8)</li> </ul>

(1) Funds cashed in Year N, excluding assigned revenues.

(2) Funds committed in Year N (fund source C1 and C8), excluding appropriations arising from assigned revenues.

(3) Funds paid in Year N (fund sources C1 and C8), excluding appropriations arising from assigned revenues.

### 5.2.2. Final budget

#### 5.2.2.1. Initial adopted budget

Euratom Supply Agency's 2020 adopted budget<sup>32</sup> amounted to EUR 230 000 in commitment and payment appropriations (EUR 223 000 in 2019). It was financed in its entirety by the EC Contribution under the EU budget heading 32.01.07 - "Euratom Contribution for operation of the Supply Agency" and 32.02.02 –"Support activities for the European energy policy and internal energy market".

#### 5.2.2.1. Amending budget

A budget amendment<sup>33</sup> was approved in November 2020 as a response to the pandemic crisis, introducing internal transfers from the COVID-19 affected budget lines (missions, meetings) towards the acceleration of the development of a nuclear-contracts' IT application (NOEMI i.e. "Nuclear Observatory and ESA Management of Information") to partially implement the features of the project originally planned to be funded in 2021. The total budget remained unchanged at EUR 230 000.

<sup>32</sup> C(2020) 2 of 7.1.2020

<sup>33</sup> C(2020) 8234 of 26.11.2020

### 5.2.2.1. Internal transfer

Finally, in December 2020 in accordance with Art. 28 and 68 of EU Financial Regulation, small internal transfers<sup>34</sup> within its own section of the budget appeared necessary i.e. from one article to another (§5.5) in order to adjust arisen needs in the chapter 27 of the budget, for Publications and Information activities.

### 5.2.3. Revenues cashed

In 2020, total cashed revenues for the budget 2020 were EUR 230 248.78 (EUR 223 248.66 in 2019). ESA was granted an increased EC contribution of EUR 230 000, higher by 3% in comparison to 2019 (EUR 223 000).

Apart from the EC contribution, representing 99.9% of its cashed revenues, the Agency issued a recovery order for the bank interest (arising from the financial year 2019) of the Agency's capital held in bank accounts amounting at EUR 248.78 or 0.1% of revenues ( EUR 248.66 in 2019).

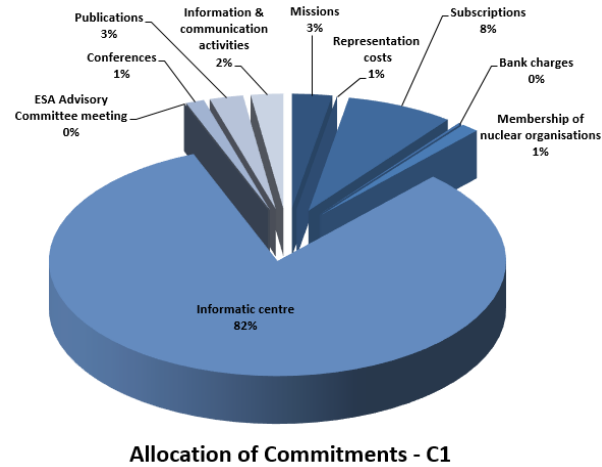
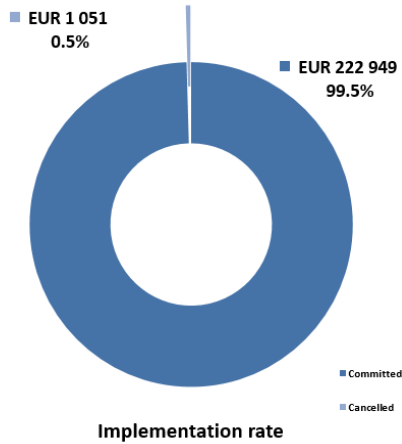
Revenues	Amounts in EUR	%
EC Contribution	230 000.00	99.9%
Bank Interest	248.78	0.1%
<b>Total</b>	<b>223 248.78</b>	<b>100%</b>

### 5.2.4. Commitments of the current year - C1

The executed commitment amount in 2020 totalled EUR 228 949.17 (99.54%). This compares to 2019 executed commitments of EUR 222 689.31, (or 99.9%). The basic expenditure categories are: the informatics centre (82%), the subscriptions and purchase of information media (8%), the publications (3%) and communication activities (2%).

C1 Funds of the year	Amounts in EUR	%
<b>Commitment Appropriations</b>	EUR 230 000.00	
<b>Executed commitments</b>	EUR 228 949.17	99.54%
<b>Cancelled appropriations</b>	EUR 1 050.83	0.46%

<sup>34</sup> Decision of the Director General No 2/2020 of 1/2/2020, Ares(2020)72714890 -Internal transfer of appropriations in the budget 2020 of the Euratom Supply Agency.



### 5.2.5. Cancellation of appropriations of the current year (C1)

Uncommitted appropriations (C1) of the current year amounted to EUR 1 050.83 or 0.46% (EUR 310.69 in 2019).

### 5.2.6. Payments of the current year C1

The executed payments in 2020 amounted to EUR 51 370.50, giving an implementation rate of 22% of available appropriations. This compares to payments in 2019 of EUR 91 551.75 (or 41%).

C1 Funds	Amounts in EUR	%	
Payments Appropriations (1)	EUR 230 000.00		
Executed commitments (2)	EUR 228 949.17	100%	(2)/(1)
Executed Payments (3)	EUR 51 370.50	22%	(3)/(1)

### 5.2.7. Outstanding commitments

The carrying forward of outstanding commitments (RAL, committed amounts not yet paid for) of 2020 to the financial year 2021 stood at EUR 177 578.67 or 78% of committed amounts (EUR 131 137.56 or 59% in 2019). The increased amount involves IT services for the IT project Noemi, not fully provided and undelivered publication activities and communication material.

C1 Funds	Amounts in EUR	%	
Carrying forward of outstanding commitments to 2021 (RAL) (4)	EUR 177 578.67	78%	(4)/(2)

### 5.2.8. Appropriations carried over from previous year – C8

Carry-over of payment appropriations from 2019 to 2020 amounted to EUR 131 137.56 (EUR 30 673.59 in 2019).

#### 5.2.8.1. Payments on carried over funds – C8

Payments executed in 2020 under carry-overs (C8) from the previous year totalled to EUR 121 694.06, giving a very high implementation rate of 93% on carried-over (C8) funds despite the negative effects of the pandemic.

#### 5.2.8.2. Cancellation on carried over funds – C8

Cancellation of carried-over (C8) payment appropriations transferred from the previous year amounts to EUR 9 443.50 or 7% of the C8 budget. Cancellation rate was reduced in comparison to 2019 despite the pandemic (EUR 5 216.47 or 17%). The cancelled appropriations involve unperformed missions and unused IT services due to COVID-19 restrictions.

Carried over (C8) funds from previous year (from 2019 to 2020)	Amounts in EUR	%
Appropriations carried over from 2019	EUR 131 137.56	
Payments executed on C8 funds	EUR 121 694.06	93%
Cancelled appropriations on C8 funds	EUR 9 443.50	7%

### 5.3. BUDGETARY OUTTURN ACCOUNT

The Agency's budgetary outturn is calculated at EUR 10 792.97, to be returned to the EU budget.

#### 5.3.1. Budgetary outturn calculation

The revenue entered in the accounts is the amount actually received during the course of the year. For the purposes of calculating the budget result for the year, expenditure comprises payments made against the year's appropriations plus any of the appropriations for that year that are carried over to the following year. Payments made against the year's appropriations means payments that are made by the accounting officer by 31 December of the financial year.

The following are added to or deducted from the resulting figure:

- the net balance of cancellations of payment appropriations carried over from previous years and
- the balance of exchange-rate gains and losses recorded during the year.

Amounts in EUR		2020	2019	
<b>BUDGET OUTTURN ACCOUNT (N=2020)</b>				
<b>REVENUE</b>				
	Balancing Commission subsidy	+	230 000	223 000
	Other subsidy from Commission (Phare, IPA,...)	+	0.00	0.00
	Fee income	+	0.00	0.00
	Other income	+	248.78	248.66
<b>TOTAL REVENUE (A)</b>			<b>230 248.78</b>	<b>223 248.66</b>
<b>EXPENDITURE</b>				
<b>TITLE I: STAFF</b>				
	Payments	-	6 366.55	33 291.48
	Appropriations carried over	-	133.45	5 105.97
<b>TITLE II: ADMINISTRATIVE EXPENSES</b>				
	Payments	-	45 003.95	58 260.27
	Appropriations carried over	-	177 445.22	126 031.59
<b>TITLE III: OPERATING EXPENDITURE</b>				
	Payments	-	0.00	0.00
	Appropriations carried over	-	0.00	0.00
<b>TOTAL EXPNDITURE (B)</b>			<b>228 949.17</b>	<b>222 689.31</b>
<b>OUTTURN FOR THE FINANCIAL YEAR (A-B)</b>			<b>1 299.61</b>	<b>559.35</b>
	Cancellation of unused payment appropriations carried over from previous year	+	<b>9 443.50</b>	<b>5 216.47</b>
	Adjustment for carry-over from the previous year of appropriations available at 31.12 arising from assigned revenue	+	0.00	0.00
	Exchange differences for the year (gain +/-loss -)	+/-	49.86	(231.79)
<b>BALANCE OF THE OUTTURN ACCOUNT FOR THE FINANCIAL YEAR</b>			<b>10 792.97</b>	<b>5 544.03</b>
	Balance year N-1	+/-	5 544.03	9 266.66
	Positive balance from year N-1 reimbursed in year N to the Commission	-	(5 544.03)	(9 266.66)
<b>Result used for determining amounts in general accounting</b>			<b>10 792.97</b>	<b>5 544.03</b>
<b>Commission subsidy - agency registers accrued revenue and Commission accrued expense</b>			<b>219 207.03</b>	<b>217 455.97</b>
<b>Pre-financing remaining open to be reimbursed by agency to Commission in year N+1</b>			<b>10 792.97</b>	<b>5 544.03</b>



## 5.4. RECONCILIATION OF ACCRUAL BASED RESULT WITH BUDGET RESULT

The economic result (financial performance) of the year is calculated on the basis of accrual accounting principles. The budget result is however based on modified cash accounting rules, in accordance with the Financial Regulation. In the latter, only payments made and revenue cashed in the period as well as carry-over of appropriations are recorded. As the economic result and the budget result both cover the same underlying operational transactions, their reconciliation is a useful control.

Amounts in EUR		2020	2019
<b>ECONOMIC RESULT OF THE YEAR (N=2020)</b>		<b>158 493.73</b>	<b>106 535.12</b>
<b>Adjustments for accrual items</b>			
(items included in the economic result but not in the budgetary result)			
Accrual cut-off (reversal 31.12.N-1) (net)	+/-	6 198.88	5 249.19
Accrual cut-off (cut-off 31.12.N) (net)	+/-	(54 792.15)	(6 198.88)
Unpaid invoices at year end but booked in charges	+	0.00	0.00
Depreciation/amortisation of assets	+	7 557.82	8 564.98
Provisions	+	0.00	0.00
Recovery orders issued in year N and not yet cashed	-	0.00	0.00
Payments made from carry-over of payment appropriations	+	121 694.06	25 457.12
Other	+/-	110.74	0.00
<b>Adjustments for budgetary items</b>			
(items included in the budgetary result but not in the economic result)			
Assets acquisitions (less unpaid amounts)	-	(71 376.70)	(13 686.43)
Pre-financing received in year N and remaining open as at 31.12.N	+	10 792.97	5 544.03
Payment appropriations carried over to N+1	-	(177 578.67)	(131 137.56)
Cancellation of unused carried over appropriation from N-1	+	9 443.50	5 216.47
Other	+/-	248.78	0.00
<b>BUDGETARY RESULT</b>		<b>10 792.97</b>	<b>5 544.03</b>



## **5.5. BUDGETARY TABLES & FINANCIAL STATEMENTS OF 31/12/2020**

Company code EUAT Business area \*\*\*\*

Amounts in EUR

C F	Comp code	Bus. area	Texts	Reporting period (01.2020-16.2020)	Comparison period (01.2019-16.2019)	Absolute difference	Rel dif	Sum lev
			STATEMENT OF FINANCIAL PERFORMANCE					
			I. ECONOMIC RESULT OF THE YEAR (CALCULATED)					
				158.493,73	106.535,12	51.958,61	48,8	*2*
			II. SURPLUS/DEFICIT					
			II.1 REVENUES					
			II.1.1. NON-EXCHANGE REVENUES					
			II.1.1.6. OTHER NON-EXCHANGE REVENUES					
			II.1.1.6.6. Consolidated EC Entities					
	EUAT		74009500 Subsidy of the commission	219.207,03-	217.455,97-	1.751,06-	0,8-	
				219.207,03-	217.455,97-	1.751,06-	0,8-	*6*
				219.207,03-	217.455,97-	1.751,06-	0,8-	*5*
				219.207,03-	217.455,97-	1.751,06-	0,8-	*4*
			II.1.2. EXCHANGE REVENUES					
			II.1.2.1. FINANCIAL INCOME					
			II.1.2.1.2 INTEREST REVENUES					
			II.1.2.1.2.4. INTEREST CASH&CASH EQUIVALENTS					
	EUAT		75016000 Bank Interest	0,00	248,78-	248,78	100,0	
				0,00	248,78-	248,78	100,0	*7*
				0,00	248,78-	248,78	100,0	*6*
				0,00	248,78-	248,78	100,0	*5*
			II.1.2.2. OTHER EXCHANGE REVENUE					
			II.1.2.2.4. EXCH RATE DIFF GAINS FROM OP ACT					
	EUAT		74850000 Realised Exchange Rate Gains	1.030,94-	53,23-	977,71-	1836,8-	
	EUAT	H000	74850000 Realised Exchange Rate Gains	507,86-	295,22-	212,64-	72,0-	
				1.538,80-	348,45-	1.190,35-	341,6-	*6*
				1.538,80-	348,45-	1.190,35-	341,6-	*5*
				1.538,80-	597,23-	941,57-	157,7-	*4*
				220.745,83-	218.053,20-	2.692,63-	1,2-	*3*
			II.2. EXPENSES					
			II.2. EXPENSES					
			II.2.8. FINANCE COSTS					
			II.2.8.2. OTHER FINANCIAL EXPENSES					
			II.2.8.2.1. OTHER FINANCIAL EXPENSES					
			II.2.8.2.1.1. OTHER FINANCIAL EXPENSES					
	EUAT		65025000 Other financial expenses	44,07	96,73-	140,80	145,6	
	EUAT	H000	65025000 Other financial expenses	107,00	441,75	334,75-	75,8-	
				151,07	345,02	193,95-	56,2-	*8*
				151,07	345,02	193,95-	56,2-	*7*
				151,07	345,02	193,95-	56,2-	*6*
				151,07	345,02	193,95-	56,2-	*5*
			II.2.10.OTHER EXPENSES					
			II.2.10.1. OTHER EXPENSES					
			II.2.10.1.1. OTHER					
			II.2.10.1.1.1. Administrative and IT exp.					
	EUAT		61010000 Office Supplies & maintenance	6.627,89	4.910,11	1.717,78	35,0	
	EUAT	H000	61010000 Office Supplies & maintenance	38.834,53	43.226,10	4.391,57-	10,2-	
	EUAT	H000	61070000 Training Costs	560,00	700,87	140,87-	20,1-	
	EUAT		61080000 Missions	0,00	1.384,21-	1.384,21	100,0	
	EUAT	H000	61080000 Missions	7.138,55	36.554,75	29.416,20-	80,5-	
	EUAT		61085000 Experts and related expenditure	61,40-	289,70-	228,30	78,8	
	EUAT	H000	61085000 Experts and related expenditure	45,30-	17.740,27	17.785,57-	100,3-	
	EUAT		61094020 IT COSTS DEVELOPMENT external costs	41.897,07-	0,00	41.897,07-		
	EUAT	H000	61094020 IT COSTS DEVELOPMENT external costs	41.897,07	0,00	41.897,07		
				53.054,27	101.458,19	48.403,92-	47,7-	*8*
			II.2.10.1.1.2. Other Expenses					
	EUAT	H000	61095000 OTHER EXTERNAL SERVICE PROVIDER (NON-IT	0,00	569,65	569,65-	100,0-	
				0,00	569,65	569,65-	100,0-	*8*

Company code EUAT Business area \*\*\*\*

Amounts in EUR

C F	Comp code	Bus. area	Texts	Reporting period (01.2020-16.2020)	Comparison period (01.2019-16.2019)	Absolute difference	Rel dif	Sum lev
				53.054,27	102.027,84	48.973,57-	48,0-	*7*
				53.054,27	102.027,84	48.973,57-	48,0-	*6*
			II.2.10.4. Fixed asset related expenses					
			II.2.10.4.1. PPE related expenses					
	EUAT		63020000 Depreciation of tangible fixed assets	6.913,82	7.874,98	961,16-	12,2-	
				6.913,82	7.874,98	961,16-	12,2-	*7*
			II.2.10.4.2. Intangibles related expenses					
	EUAT		63010000 Depreciation of intangible fixed assets	644,00	690,00	46,00-	6,7-	
				644,00	690,00	46,00-	6,7-	*7*
				7.557,82	8.564,98	1.007,16-	11,8-	*6*
			II.2.10.5. EXCH RATE DIFF LOSSES FROM OP ACT					
	EUAT		64850000 Realised Exchange Rate Losses	968,76	285,02	683,74	239,9	
	EUAT	H000	64850000 Realised Exchange Rate Losses	520,18	295,22	224,96	76,2	
				1.488,94	580,24	908,70	156,6	*6*
				62.101,03	111.173,06	49.072,03-	44,1-	*5*
				62.252,10	111.518,08	49.265,98-	44,2-	*4*
				62.252,10	111.518,08	49.265,98-	44,2-	*3*
				158.493,73-	106.535,12-	51.958,61-	48,8-	*2*
				0,00	0,00	0,00		*1*

Company code EUAT Business area \*\*\*\*

Amounts in EUR

C F	Comp code	Bus. area	Texts	Reporting period (01.2020-16.2020)	Comparison period (01.2019-16.2019)	Absolute difference	Rel dif	Sum lev
			ASSETS					
			A.I. NON CURRENT ASSETS					
			A.I.1. INTANGIBLE ASSETS					
			A.I.1.1.Computer Software					
			A.I.1.1.1.Computer Software-Gross Amount					
	EUAT		21001000 Computer software	9.322,16	6.009,66	3.312,50	55,1	
	EUAT		21001001 Manual Assets Computer Software	10.663,00	10.663,00	0,00		
				19.985,16	16.672,66	3.312,50	19,9	*5*
			A.I.1.1.2.Computer Software-Accum Deprec					
	EUAT		21008000 Computer software - Depreciation	6.078,66-	5.434,66-	644,00-	11,8-	
	EUAT		21008001 Manual Assets Computer Software - Depre	10.663,00-	10.663,00-	0,00		
				16.741,66-	16.097,66-	644,00-	4,0-	*5*
				3.243,50	575,00	2.668,50	464,1	*4*
			A.I.1.3. INT. FIXED ASSETS UNDER CONSTRUC.					
	EUAT		21400001 Manual Intangible assets under construc	177.303,74	0,00	177.303,74		
				177.303,74	0,00	177.303,74		*4*
				180.547,24	575,00	179.972,24	31299,5	*3*
			A.I.2. PROPERTY, PLANT AND EQUIPMENT					
			A.I.2.2. Plants and Equipment					
			A.I.2.2.1.Plants and Equipment-Gross Amount					
	EUAT		23001000 Plant, Machinery & Equipment	1.266,17	1.266,17	0,00		
				1.266,17	1.266,17	0,00		*5*
			A.I.2.2.2.Plants and Equipment-Accum Deprec					
	EUAT		23008000 Plant, Machinery & Equipment - Deprecia	1.266,17-	1.266,17-	0,00		
				1.266,17-	1.266,17-	0,00		*5*
				0,00	0,00	0,00		*4*
			A.I.2.3. Furniture and Vehicles					
			A.I.2.3.1.Furniture and Vehicles-Gross Amount					
	EUAT		24001001 Manual assets Furniture and Vehicules	6.222,82	6.222,82	0,00		
				6.222,82	6.222,82	0,00		*5*
			A.I.2.3.2.Furniture and Vehicles-Accum Deprec					
	EUAT		24008001 Manual Furniture and Vehicles - Depr.	6.222,82-	6.222,82-	0,00		
				6.222,82-	6.222,82-	0,00		*5*
				0,00	0,00	0,00		*4*
			A.I.2.4. Computer Hardware					
			A.I.2.4.1. Computer Hardware - Gross Amount					
	EUAT		24101000 Computer Hardware	52.670,77	52.670,77	0,00		
	EUAT		24101001 Manual Computer Hardware	28.679,76	28.679,76	0,00		
				81.350,53	81.350,53	0,00		*5*
			A.I.2.4.2. Computer Hardware - Accum Deprec					
	EUAT		24108000 Computer Hardware - Depreciation	41.280,33-	34.366,51-	6.913,82-	20,1-	
	EUAT		24108001 Manual assets Computer Hardware - Depre	28.679,77-	28.679,77-	0,00		
				69.960,10-	63.046,28-	6.913,82-	11,0-	*5*
				11.390,43	18.304,25	6.913,82-	37,8-	*4*
			A.I.2.5. Other Fixtures&Fittings					
			A.I.2.5.1.Other Fixtures&Fittings-Gross Amnt					
	EUAT		24201000 Other Fixtures and Fittings	1.369,26	1.369,26	0,00		
				1.369,26	1.369,26	0,00		*5*
			A.I.2.5.2.Other Fixtures&Fittings-Accum Depr					
	EUAT		24208000 Other Fixtures and Fittings - Depreciat	1.369,26-	1.369,26-	0,00		
				1.369,26-	1.369,26-	0,00		*5*
				0,00	0,00	0,00		*4*
				11.390,43	18.304,25	6.913,82-	37,8-	*3*
				191.937,67	18.879,25	173.058,42	916,7	*2*
			A.II. CURRENT ASSETS					
			A.II.3. CURRENT EXCHANGE RECEIVABLES AND NON-EXCHANGE RECOVERABLES					

Company code EUAT Business area \*\*\*\*

Amounts in EUR

C F	Comp code	Bus. area	Texts	Reporting period (01.2020-16.2020)	Comparison period (01.2019-16.2019)	Absolute difference	Rel dif	Sum lev
			A.II.3.1. EXCHANGE RECEIVABLES					
			A.II.3.1.3. Deffered Charges Exchange					
			A.II.3.1.3.1. DEFERRED CHARGES					
	EUAT		49000000 Deferred charges exchange	6.348,05	7.892,21	1.544,16-	19,6-	
				6.348,05	7.892,21	1.544,16-	19,6-	*6*
				6.348,05	7.892,21	1.544,16-	19,6-	*5*
			A.II.3.1.4. Other Exchange Receivables					
			A.II.3.1.4.1. SUNDRY RECEIVABLES					
			A.II.3.1.4.1.2. PERSONNEL					
	EUAT		45321000 Avances sur frais de missions	0,00	2.300,00	2.300,00-	100,0-	
				0,00	2.300,00	2.300,00-	100,0-	*7*
				0,00	2.300,00	2.300,00-	100,0-	*6*
				0,00	2.300,00	2.300,00-	100,0-	*5*
				6.348,05	10.192,21	3.844,16-	37,7-	*4*
				6.348,05	10.192,21	3.844,16-	37,7-	*3*
			A.II.6. CASH AND CASH EQUIVALENTS					
			A.II.6.1. BANK ACCOUNTS COMMISSION					
			A.II.6.1.3. CURRENT ACCOUNTS					
	EUAT		55092000 Banque & Caisse Epargne Etat- Luxembourg	236.414,28	182.673,01	53.741,27	29,4	
	EUAT		55092003 Banque & Caisse Epargne Etat- Luxembourg	528.805,44	528.820,21	14,77-		
				765.219,72	711.493,22	53.726,50	7,6	*5*
				765.219,72	711.493,22	53.726,50	7,6	*4*
				765.219,72	711.493,22	53.726,50	7,6	*3*
				771.567,77	721.685,43	49.882,34	6,9	*2*
				963.505,44	740.564,68	222.940,76	30,1	*1*

Company code EUAT Business area \*\*\*\*

Amounts in EUR

C F	Comp code	Bus. area	Texts	Reporting period (01.2020-16.2020)	Comparison period (01.2019-16.2019)	Absolute difference	Rel dif	Sum lev
			LIABILITIES					
			P.II. CURRENT LIABILITIES					
			P.II.4. CURRENT PAYABLES					
			P.II.4.2. CONSOLIDATED EC ACCOUNTS PAYABLES					
			P.II.4.2.1. ECCS: Consol EC Pre-fin Received					
	EUAT		44790000 Prefinancing Commission subsidy for age	10.792,97-	5.544,03-	5.248,94-	94,7-	
				10.792,97-	5.544,03-	5.248,94-	94,7-	*5*
				10.792,97-	5.544,03-	5.248,94-	94,7-	*4*
				10.792,97-	5.544,03-	5.248,94-	94,7-	*3*
			P.II.5. CURRENT ACCRUED CHARGES AND DEFERRED INCOME					
			P.II.5.1. ACCRUED CHARGES					
	EUAT		49055000 Accrued charges	61.140,20-	1.942,11-	59.198,09-	3048,1-	
				61.140,20-	1.942,11-	59.198,09-	3048,1-	*4*
			P.II.5.3OTHER PASSIVE ACCRUALS AND DEFERRALS					
	EUAT		49921000 intérêts à imputer	5.299,50-	5.299,50-	0,00		
	EUAT	PA32	49921000 intérêts à imputer	5.299,50	5.299,50	0,00		
				0,00	0,00	0,00		*4*
				61.140,20-	1.942,11-	59.198,09-	3048,1-	*3*
				71.933,17-	7.486,14-	64.447,03-	860,9-	*2*
			P.III. NET ASSETS/LIABILITIES					
			P.III.2. Accumulated Surplus/Deficit					
			P.III.2.1. Accumulated Surplus / Deficit					
			P.III.2.1.1.Accumul ec results prior years					
	EUAT		14000000 Automatic-Accumulated economic result p	142.179,04-	35.643,92-	106.535,12-	298,9-	
	EUAT	PA32	14000000 Automatic-Accumulated economic result p	5.299,50-	5.299,50-	0,00		
				147.478,54-	40.943,42-	106.535,12-	260,2-	*5*
			P.III.2.2.4.Other Acc Result Entries					
	EUAT		14400000 Joint Undertaking : Contributions from	585.600,00-	585.600,00-	0,00		
				585.600,00-	585.600,00-	0,00		*5*
				733.078,54-	626.543,42-	106.535,12-	17,0-	*4*
			P.III.2.2. ECON RESULT OF THE YEAR (PROFIT)					
				158.493,73-	106.535,12-	51.958,61-	48,8-	*4*
				891.572,27-	733.078,54-	158.493,73-	21,6-	*3*
				891.572,27-	733.078,54-	158.493,73-	21,6-	*2*
				963.505,44-	740.564,68-	222.940,76-	30,1-	*1*

Company code EUAT Business area \*\*\*\*

Amounts in EUR

C F	Comp code	Bus. area	Texts	Reporting period (01.2020-16.2020)	Comparison period (01.2019-16.2019)	Absolute difference	Rel dif	Sum lev
	EUAT		85555555 NewGL Zero Balance Account	88.504,17	99.233,39	10.729,22-	10,8-	
	EUAT	H000	85555555 NewGL Zero Balance Account	88.504,17-	99.233,39-	10.729,22	10,8	
				0,00	0,00	0,00		*1*



**EURATOM SUPPLY AGENCY**  
**STATEMENT OF EXPENDITURE FOR THE FINANCIAL YEAR 2020**  
**a) APPROPRIATIONS OF THE CURRENT FINANCIAL YEAR 2020 (C1)**

(Amounts in EUR)

BUDGETARY POST	INITIAL	BUDGET	TRANSFERS	FINAL	PAYMENTS	APPROPRIATIONS	APPROPRIATIONS
	BUDGET	AMENDMENT	EFFECTED	BUDGET	TO 31.12.2020	CARRIED FORWARD	CANCELLED
<b>A1 - Expenditure concerning staff attached to the institution</b>							
<i>A13 - Missions and duty travel</i>							
A1300 Mission expenses, travel and other incidental expenses	39,000.00	-32,500.00	0.00	6,500.00	6,366.55	133.45	0.00
TOTAL A13	39,000.00	-32,500.00	0.00	6,500.00	6,366.55	133.45	0.00
<i>A17 - Entertainment and representation expenses</i>							
A1700 Entertainment and representation expenses for staff	1,000.00	-1,000.00	0.00	0.00	0.00	0.00	0.00
TOTAL A17	1,000.00	-1,000.00	0.00	0.00	0.00	0.00	0.00
<b>TOTAL A1</b>	<b>40,000.00</b>	<b>-33,500.00</b>	<b>0.00</b>	<b>6,500.00</b>	<b>6,366.55</b>	<b>133.45</b>	<b>0.00</b>
<b>A2 - Buildings, equipment, miscellaneous operating expenses</b>							
<i>A22 - Movable property and associated costs</i>							
A225 - Documentation and library expenditure							
A2255 Subscriptions and purchase of information media	14,000.00	3,500.00	0.00	17,500.00	17,386.18	0.00	113.82
TOTAL A22	14,000.00	3,500.00	0.00	17,500.00	17,386.18	0.00	113.82
<i>A23 - Current administrative expenditure</i>							
A232 - Financial charges							
A2320 Bank charges	500.00	0.00	0.00	500.00	107.00	393.00	0.00
A235 - Other operating expenditure							
A2350 Membership of nuclear organisations	3,500.00	0.00	0.00	3,500.00	2,861.53	0.00	638.47
TOTAL A23	4,000.00	0.00	0.00	4,000.00	2,968.53	393.00	638.47
<i>A24 - Postal charges, telecommunications and computer infrastructure</i>							
A242 - Computer infrastructure							
A2420 Computer centre	135,000.00	53,000.00	0.00	188,000.00	21,761.97	166,238.03	0.00
TOTAL A24	135,000.00	53,000.00	0.00	188,000.00	21,761.97	166,238.03	0.00
<i>A25 - Other expenditure on formal and other meetings</i>							
A252 - Euratom Supply Agency's Advisory Committee meetings							
A2520 Euratom Supply Agency's Advisory Committee meetings	23,000.00	-23,000.00	0.00	0.00	0.00	0.00	0.00
A255 - Miscellaneous expenditure on the organization of, and participation							
A2552 Conferences, congresses and meetings	10,000.00	-7,000.00	0.00	3,000.00	2,887.27	112.73	0.00
TOTAL A25	33,000.00	-30,000.00	0.00	3,000.00	2,887.27	112.73	0.00
<i>A27 - Publication and information</i>							
A271 - Publications							
A2710 Publications	2,500.00	4,000.00	-800.00	5,700.00	0.00	5,447.45	252.55
A272 - Expenditure on information							
A2720 Expenditure on information and communication activities	1,500.00	3,000.00	800.00	5,300.00	0.00	5,254.01	45.99
TOTAL A27	4,000.00	7,000.00	0.00	11,000.00	0.00	10,701.46	298.54
<b>TOTAL A2</b>	<b>190,000.00</b>	<b>33,500.00</b>	<b>0.00</b>	<b>223,500.00</b>	<b>45,003.95</b>	<b>177,445.22</b>	<b>1,050.83</b>
<b>TOTAL CREDITS</b>	<b>230,000.00</b>	<b>0.00</b>	<b>0.00</b>	<b>230,000.00</b>	<b>51,370.50</b>	<b>177,578.67</b>	<b>1,050.83</b>

**EURATOM SUPPLY AGENCY**  
**STATEMENT OF EXPENDITURE FOR THE FINANCIAL YEAR 2020**  
**b) APPROPRIATIONS CARRIED OVER FROM THE PREVIOUS YEAR (C8)**

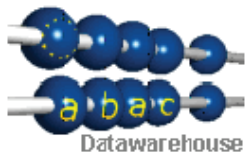
(Amounts in EUR)

BUDGETARY POST	INITIAL BUDGET	BUDGET AMENDMENT	TRANSFERS EFFECTED	FINAL BUDGET	PAYMENTS TO 31.12.2020	APPROPRIATIONS CARRIED FORWARD	APPROPRIATIONS CANCELLED
<b>A1 - Expenditure concerning staff attached to the institution</b>							
<i>A13 - Missions and duty travel</i>							
A1300 Mission expenses, travel and other incidental expenses	5,105.97	0.00	0.00	5,105.97	772.00	0.00	4,333.97
TOTAL A13	5,105.97	0.00	0.00	5,105.97	772.00	0.00	4,333.97
<i>A17 - Entertainment and representation expenses</i>							
A1700 Entertainment and representation expenses for staff	0.00	0.00	0.00	0.00	0.00	0.00	0.00
TOTAL A17	0.00	0.00	0.00	0.00	0.00	0.00	0.00
<b>TOTAL A1</b>	<b>5,105.97</b>	<b>0.00</b>	<b>0.00</b>	<b>5,105.97</b>	<b>772.00</b>	<b>0.00</b>	<b>4,333.97</b>
<b>A2 - Buildings, equipment, miscellaneous operating expenses</b>							
<i>A22 - Movable property and associated costs</i>							
A225 - Documentation and library expenditure							
A2255 Subscriptions and purchase of information media	1,230.43	0.00	0.00	1,230.43	1,017.52	0.00	212.91
TOTAL A22	1,230.43	0.00	0.00	1,230.43	1,017.52	0.00	212.91
<i>A23 - Current administrative expenditure</i>							
<i>A232 - Financial charges</i>							
A2320 Bank charges	168.75	0.00	0.00	168.75	0.00	0.00	168.75
<i>A235 - Other operating expenditure</i>							
A2350 Membership of nuclear organisations	2,150.00	0.00	0.00	2,150.00	2,077.27	0.00	72.73
TOTAL A23	2,318.75	0.00	0.00	2,318.75	2,077.27	0.00	241.48
<i>A24 - Postal charges, telecommunications and computer infrastructure</i>							
<i>A242 - Computer infrastructure</i>							
A2420 Computer centre	121,641.61	0.00	0.00	121,641.61	117,594.41	0.00	4,047.20
TOTAL A24	121,641.61	0.00	0.00	121,641.61	117,594.41	0.00	4,047.20
<i>A25 - Other expenditure on formal and other meetings</i>							
<i>A252 - Euratom Supply Agency's Advisory Committee meetings</i>							
A2520 Euratom Supply Agency's Advisory Committee meetings	62.80	0.00	0.00	62.80	61.40	0.00	1.40
<i>A255 - Miscellaneous expenditure on the organization of, and participation</i>							
A2552 Conferences, congresses and meetings	778.00	0.00	0.00	778.00	171.46	0.00	606.54
TOTAL A25	840.80	0.00	0.00	840.80	232.86	0.00	607.94
<i>A27 - Publication and information</i>							
<i>A271 - Publications</i>							
A2710 Publications	0.00	0.00	0.00	0.00	0.00	0.00	0.00
<i>A272 - Expenditure on information</i>							
A2720 Expenditure on information and communication activities	0.00	0.00	0.00	0.00	0.00	0.00	0.00
TOTAL A27	0.00	0.00	0.00	0.00	0.00	0.00	0.00
<b>TOTAL A2</b>	<b>126,031.59</b>	<b>0.00</b>	<b>0.00</b>	<b>126,031.59</b>	<b>120,922.06</b>	<b>0.00</b>	<b>5,109.53</b>
<b>TOTAL CREDITS</b>	<b>131,137.56</b>	<b>0.00</b>	<b>0.00</b>	<b>131,137.56</b>	<b>121,694.06</b>	<b>0.00</b>	<b>9,443.50</b>

**EURATOM SUPPLY AGENCY**  
**STATEMENT OF EXPENDITURE FOR THE FINANCIAL YEAR 2020**  
**c) ALL BUDGET LINES & FUND SOURCES (C1 & C8)**

(Amounts in EUR)

BUDGETARY POST	INITIAL BUDGET	BUDGET AMENDMENT	TRANSFERS EFFECTED	FINAL BUDGET	PAYMENTS TO 31.12.2020	APPROPRIATIONS CARRIED FORWARD	APPROPRIATIONS CANCELLED
<b>A1 - Expenditure concerning staff attached to the institution</b>							
<i>A13 - Missions and dutv travel</i>							
A1300 Mission expenses. travel and other incidental expenses	44,105.97	-32,500.00	0.00	11,605.97	7,138.55	133.45	4,333.97
TOTAL A13	44,105.97	-32,500.00	0.00	11,605.97	7,138.55	133.45	4,333.97
<i>A17 - Entertainment and reopresentation expenses</i>							
A1700 Entertainment and resopresentation expenses for staff	1,000.00	-1,000.00	0.00	0.00	0.00	0.00	0.00
TOTAL A17	1,000.00	-1,000.00	0.00	0.00	0.00	0.00	0.00
<b>TOTAL A1</b>	<b>45,105.97</b>	<b>-33,500.00</b>	<b>0.00</b>	<b>11,605.97</b>	<b>7,138.55</b>	<b>133.45</b>	<b>4,333.97</b>
<b>A2 - Buildings, equipment, miscellaneous operating expenses</b>							
<i>A22 - Movable property and associated costs</i>							
A225 - Documentation and library expenditure							
A2255 Subscriptions and purchase of information media	15,230.43	3,500.00	0.00	18,730.43	18,403.70	0.00	326.73
TOTAL A22	15,230.43	3,500.00	0.00	18,730.43	18,403.70	0.00	326.73
<i>A23 - Current administrative expenditure</i>							
A232 - Financial charges							
A2320 Bank charges	668.75	0.00	0.00	668.75	107.00	393.00	168.75
A235 - Other operating expenditure							
A2350 Membership of nuclear organisations	5,650.00	0.00	0.00	5,650.00	4,938.80	0.00	711.20
TOTAL A23	6,318.75	0.00	0.00	6,318.75	5,045.80	393.00	879.95
<i>A24 - Postal charges, telecommunications and computer infrastructure</i>							
A242 - Computer infrastructure							
A2420 Computer centre	256,641.61	53,000.00	0.00	309,641.61	139,356.38	166,238.03	4,047.20
TOTAL A24	256,641.61	53,000.00	0.00	309,641.61	139,356.38	166,238.03	4,047.20
<i>A25 - Other expenditure on formal and other meetings</i>							
A252 - Euratom Supply Agency's Advisory Committee meetings							
A2520 Euratom Supply Agency's Advisory Committee meetings	23,062.80	-23,000.00	0.00	62.80	61.40	0.00	1.40
A255 - Miscellaneous expenditure on the organization of, and participation in, conferences, congresses and meetings							
A2552 Conferences, congresses and meetings	10,778.00	-7,000.00	0.00	3,778.00	3,058.73	112.73	606.54
TOTAL A25	33,840.80	-30,000.00	0.00	3,840.80	3,120.13	112.73	607.94
<i>A27 - Publication and information</i>							
A271 - Publications							
A2710 Publications	2,500.00	4,000.00	-800.00	5,700.00	0.00	5,447.45	252.55
A272 -Expenditure on information							
A2720 Expenditure on information and communication activities	1,500.00	3,000.00	800.00	5,300.00	0.00	5,254.01	45.99
TOTAL A27	4,000.00	7,000.00	0.00	11,000.00	0.00	10,701.46	298.54
<b>TOTAL A2</b>	<b>316,031.59</b>	<b>33,500.00</b>	<b>0.00</b>	<b>349,531.59</b>	<b>165,926.01</b>	<b>177,445.22</b>	<b>6,160.36</b>
<b>TOTAL CREDITS</b>	<b>361,137.56</b>	<b>0.00</b>	<b>0.00</b>	<b>361,137.56</b>	<b>173,064.56</b>	<b>177,578.67</b>	<b>10,494.33</b>

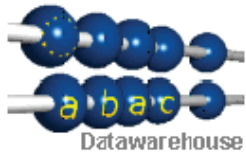


# Budgetary Execution by Department

Budget Year: 2020 / Official Budget Position: % / Fund Mgt Center: % / Financial Mgt Area: AAEU

C1

Budget line	Official Budget Item Desc (Fr)	Commit. Approp. Transact. Amnt. (1)	Executed Commitment Amnt. (2)	% Committed (2/1)	Credit Not Used (1-2)	Payment Approp. Transact. Amnt. (3)	Executed Payment Amnt. (4)	% Paid (4/3)	R A L (2-4)
A-1300	Mission expenses travel and other in	6.500,00	6.500,00	100,00 %	0,00	6.500,00	6.366,55	97,95 %	133,45
	<b>Total</b>	<b>6.500,00</b>	<b>6.500,00</b>		<b>0,00</b>	<b>6.500,00</b>	<b>6.366,55</b>		<b>133,45</b>
A-1700	Entertainment and representation ex	0,00	0,00	#DIV/0	0,00	0,00			0,00
	<b>Total</b>	<b>0,00</b>	<b>0,00</b>		<b>0,00</b>	<b>0,00</b>			<b>0,00</b>
A-2255	Subscriptions and purchase of infor	17.500,00	17.386,18	99,35 %	113,82	17.500,00	17.386,18	99,35 %	0,00
	<b>Total</b>	<b>17.500,00</b>	<b>17.386,18</b>		<b>113,82</b>	<b>17.500,00</b>	<b>17.386,18</b>		<b>0,00</b>
A-2320	Bank charges	500,00	500,00	100,00 %	0,00	500,00	107,00	21,40 %	393,00
	<b>Total</b>	<b>500,00</b>	<b>500,00</b>		<b>0,00</b>	<b>500,00</b>	<b>107,00</b>		<b>393,00</b>
A-2350	Membership of nuclear organisation	3.500,00	2.861,53	81,76 %	638,47	3.500,00	2.861,53	81,76 %	0,00
	<b>Total</b>	<b>3.500,00</b>	<b>2.861,53</b>		<b>638,47</b>	<b>3.500,00</b>	<b>2.861,53</b>		<b>0,00</b>
A-2420	Computer centre	188.000,00	188.000,00	100,00 %	0,00	188.000,00	21.761,97	11,58 %	166.238,03
	<b>Total</b>	<b>188.000,00</b>	<b>188.000,00</b>		<b>0,00</b>	<b>188.000,00</b>	<b>21.761,97</b>		<b>166.238,03</b>
A-2520	Euratom Supply Agency's Advisory	0,00	0,00	#DIV/0	0,00	0,00			0,00
	<b>Total</b>	<b>0,00</b>	<b>0,00</b>		<b>0,00</b>	<b>0,00</b>			<b>0,00</b>
A-2552	Conferences congresses and meetin	3.000,00	3.000,00	100,00 %	0,00	3.000,00	2.887,27	96,24 %	112,73
	<b>Total</b>	<b>3.000,00</b>	<b>3.000,00</b>		<b>0,00</b>	<b>3.000,00</b>	<b>2.887,27</b>		<b>112,73</b>
A-2710	Publications	5.700,00	5.447,45	95,57 %	252,55	5.700,00			5.447,45
	<b>Total</b>	<b>5.700,00</b>	<b>5.447,45</b>		<b>252,55</b>	<b>5.700,00</b>			<b>5.447,45</b>
A-2720	Expenditure on information and com	5.300,00	5.254,01	99,13 %	45,99	5.300,00			5.254,01
	<b>Total</b>	<b>5.300,00</b>	<b>5.254,01</b>		<b>45,99</b>	<b>5.300,00</b>			<b>5.254,01</b>



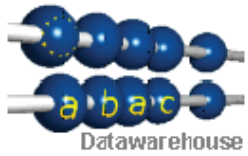
# Budgetary Execution by Department

Budget Year: 2020 / Official Budget Position: % / Fund Mgt Center: % / Financial Mgt Area: AAEU

Budget line	Official Budget Item Desc (Fr)	Commit. Approp. Transact. Amnt. (1)	Executed Commitment Amnt. (2)	% Committed (2/1)	Credit Not Used (1-2)	Payment Approp. Transact. Amnt. (3)	Executed Payment Amnt. (4)	% Paid (4/3)	R A L (2-4)
		230.000,00	228.949,17	99,54 %	1050,83	230.000,00	51.370,50	22,34 %	177.578,67

C8

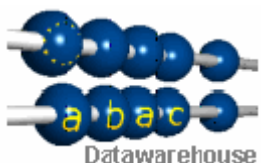
Budget line	Official Budget Item Desc (Fr)	Commit. Approp. Transact. Amnt. (1)	Executed Commitment Amnt. (2)	% Committed (2/1)	Credit Not Used (1-2)	Payment Approp. Transact. Amnt. (3)	Executed Payment Amnt. (4)	% Paid (4/3)	R A L (2-4)
A-1300	Mission expenses travel and other in	5.105,97	772,00	15,12 %	4.333,97	5.105,97	772,00	15,12 %	0,00
	<b>Total</b>	<b>5.105,97</b>	<b>772,00</b>		<b>4.333,97</b>	<b>5.105,97</b>	<b>772,00</b>		<b>0,00</b>
A-2255	Subscriptions and purchase of infor	1.230,43	1.017,52	82,70 %	212,91	1.230,43	1.017,52	82,70 %	0,00
	<b>Total</b>	<b>1.230,43</b>	<b>1.017,52</b>		<b>212,91</b>	<b>1.230,43</b>	<b>1.017,52</b>		<b>0,00</b>
A-2320	Bank charges	168,75	0,00	0,00 %	168,75	168,75			0,00
	<b>Total</b>	<b>168,75</b>	<b>0,00</b>		<b>168,75</b>	<b>168,75</b>			<b>0,00</b>
A-2350	Membership of nuclear organisation	2.150,00	2.077,27	96,62 %	72,73	2.150,00	2.077,27	96,62 %	0,00
	<b>Total</b>	<b>2.150,00</b>	<b>2.077,27</b>		<b>72,73</b>	<b>2.150,00</b>	<b>2.077,27</b>		<b>0,00</b>
A-2420	Computer centre	121.641,61	117.594,41	96,67 %	4.047,20	121.641,61	117.594,41	96,67 %	0,00
	<b>Total</b>	<b>121.641,61</b>	<b>117.594,41</b>		<b>4.047,20</b>	<b>121.641,61</b>	<b>117.594,41</b>		<b>0,00</b>
A-2520	Euratom Supply Agency's Advisory	62,80	61,40	97,77 %	1,40	62,80	61,40	97,77 %	0,00
	<b>Total</b>	<b>62,80</b>	<b>61,40</b>		<b>1,40</b>	<b>62,80</b>	<b>61,40</b>		<b>0,00</b>
A-2552	Conferences congresses and meetin	778,00	171,46	22,04 %	606,54	778,00	171,46	22,04 %	0,00



# Budgetary Execution by Department

Budget Year: 2020 / Official Budget Position: % / Fund Mgt Center: % / Financial Mgt Area: AAEU

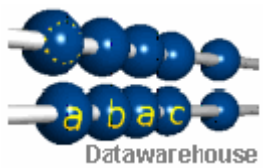
Budget line	Official Budget Item Desc (Fr)	Commit. Approp. Transact. Amnt. (1)	Executed Commitment Amnt. (2)	% Committed (2/1)	Credit Not Used (1-2)	Payment Approp. Transact. Amnt. (3)	Executed Payment Amnt. (4)	% Paid (4/3)	R A L (2-4)
	<b>Total</b>	<b>778,00</b>	<b>171,46</b>		<b>606,54</b>	<b>778,00</b>	<b>171,46</b>		<b>0,00</b>
		131.137,56	121.694,06	92,80 %	9443,50	131.137,56	121.694,06	92,80 %	0,00



# Yearly Overview of Recovery Orders

Fund Mgmt Center : EURATOM / Profit Center : % / Financial Year : 2020 / Year(s) of origin : 2020 / Fund source : IC1

RO Local Key	RO Central Key	FMC	Profit Center	RO Type Code	Fund Source	RO Year of Origin	GL Account Id	NOR	SNO R	Budget Position	RO Due Date	LE Name	RO Initial Accepted Amount (Eur)	RO Cashed/Cancelled Amount (Eur)	RO Open Amount (Eur)
EUT.36	4440200002	EURATOM	AAE	IN	IC1	2020	44790000	21	260	A0100	17/02/2020	COMMISSION EUROPEENNE*EUROPEAN COMMISSION	130.000,00	130.000,00	0,00
EUT.37	4445200001	EURATOM	AAE	IA	IC1	2020	75016000	11	210	A0520			248,78	0,00	248,78
EUT.38	4440200003	EURATOM	AAE	IN	IC1	2020	44790000	21	260	A0100	17/08/2020	COMMISSION EUROPEENNE*EUROPEAN COMMISSION	100.000,00	100.000,00	0,00
<b>3</b>	<b>3</b>												<b>230.248,78</b>	<b>230.000,00</b>	<b>248,78</b>



# RO\_Yearly\_Overview\_Agencies

## RO\_Yearly\_Overview\_Agencies

Prompts Parameters = Fund Mgmt Center : EURATOM / Profit Center : % / Financial Year : 2020 / Year(s) of origin : 2020

<b>Category</b>	Standard Reports/Income
<b>Function</b>	List of all recovery orders issued in a given year for a specific DG. The following conditions apply: - full validation workflow (level = 100); - the search combines Profit Center and Fund Management Center for the broadest scope possible.
<b>Version</b>	
<b>Name</b>	RO_Yearly_Overview